

International

Made in Germany

# Camper Vans

Sunlight 

2024  
[sunlight.de/en-int](https://sunlight.de/en-int)

# Important information regarding the selection of your motorhome

When buying a motorhome, camper van or urban vehicle (hereafter: motorhome), it is particularly important to choose the right layout and an appealing design. In addition, weight also plays an essential role. Family, friends, optional equipment, accessories and baggage – space must be available for all of these. At the same time, there are legal and technical limits to the configuration and load. Every motorhome is designed for a certain weight, which may not be exceeded during driving. For motorhome buyers, this raises the question: How should I configure my vehicle to accommodate passengers, baggage and accessories according to my needs without the vehicle exceeding this maximum weight? In order to make this decision easier for you, we provide you below with a few tips that are particularly important when selecting your vehicle from our portfolio:

### 1. The technically permissible maximum laden mass...

... is a value set by the manufacturer which the vehicle may not exceed. Sunlight specifies a layout-related upper limit for the vehicle, which can vary from layout to layout (e.g. 3,500 kg, 4,400 kg). You can find the corresponding specification for each layout in the technical data.

Permitted seats (including driver)*	4
Berths	2-3 <sup>OPT</sup>
Length / Width / Height (cm)	595 / 214 / 287
Headroom in living area (cm)	195
Standard chassis	Citroën Jumper
Standard engine	2.2 BlueHDI
kW (hp)	103 (140)
Mass in running order* (kg)	2679 (2545-2813)*
Manufacturer-specified mass for optional equipment* (kg)	497
Technically permissible maximum laden mass* (kg)	3500

### 2. The mass in running order...

... consists – to put it simply – of the basic vehicle with standard equipment plus a standard weight of 75 kg for the driver. It is legally permissible and possible for the mass in running order of your vehicle to deviate from the nominal value stated in the sales documents. The permissible tolerance is ± 5 %. The permissible range in kilograms is given in brackets after the mass in running order. In order to provide you with full transparency regarding possible weight deviations, Sunlight weighs each vehicle at the end of the line and informs your trade partner of your vehicle's weighing result for forwarding to you. Detailed explanations on the subject of mass in running order can be found in the "Legal Information" section.

### 3. The permitted number of seats (including driver)...

... is determined by the manufacturer in what is referred to as the type-approval procedure. This results in what is referred to as the mass of the passengers. For this, a standard weight of 75 kg per passenger (without driver) is calculated. Detailed explanations on the subject of mass of the passengers can be found in the "Legal Information" section

Permitted seats (including driver)*	4
Berths	2-3 <sup>OPT</sup>
Length / Width / Height (cm)	595 / 214 / 287
Headroom in living area (cm)	195
Standard chassis	Citroën Jumper
Standard engine	2.2 BlueHDI
kW (hp)	103 (140)
Mass in running order* (kg)	2679 (2545-2813)*
Manufacturer-specified mass for optional equipment* (kg)	497
Technically permissible maximum laden mass* (kg)	3500

### 4. The manufacturer-specified mass for optional equipment...

... is a value set by Sunlight per layout for the maximum mass of optional equipment that can be ordered. This limit is intended to ensure that the minimum pay-mass, i.e. the legally prescribed free mass for baggage and retrofitted accessories, is actually available for the vehicle load capacity of the vehicles delivered by Sunlight. If, in exceptional cases, the weighing at the end of the line nevertheless shows that the actual load capacity falls short of the minimum pay-mass due to a permissible weight deviation, we will check together with your trade partner and you whether we should, for example, increase the load capacity of the vehicle, reduce the number of seats or remove optional equipment before delivering the vehicle.

Detailed explanations on the subject of the effects of the tolerances on the minimum pay-mass and the payload can be found in the "Legal Information" section.

COMFORT	Additional weight*
Bed conversion for seating area <sup>4)</sup>	5 kg
Carpet	5 kg
Wooden duckboard for the shower tray	2 kg
Foldable window blinds	7,5 kg

SAFETY	+ 0,7 kg *
<ul style="list-style-type: none"> <li>• Lane Control</li> <li>• Rain and Dusk Sensor</li> <li>• Traffic Sign and High Beam Recognition</li> <li>• Matrix Instrument Cluster</li> </ul>	

### 5. The additional weight of optional equipment and packages...

... increases the actual mass of the vehicle (= mass in running order plus selected optional equipment) and reduces the pay-mass. The specified value shows the additional weight compared to the standard equipment of the respective layout. The total weight of the selected packages and optional equipment must not exceed the manufacturer-specified mass for optional equipment.

# Models Overview

## Adventure Edition



CLIFF 540 RT

CLIFF 600 RT

CLIFF 640 RT



Permitted seats (including driver)*	4	4	4
Berths	4-5 <sup>OPT</sup>	4-5 <sup>OPT</sup>	4-5 <sup>OPT</sup>
Length / Width / Height (cm)	541 / 205 / 289	599 / 205 / 289	636 / 205 / 289
Headroom in living area (cm)	190	190	190
Standard chassis	Fiat Ducato	Fiat Ducato	Fiat Ducato
Standard engine	2.2 Multijet	2.2 Multijet	2.2 Multijet
kW (hp)	103 (140)	103 (140)	103 (140)
Mass in running order* (kg)	2879 (2735-3023)*	2986 (2837-3135)*	3110 (2955-3266)*
Manufacturer-specified mass for optional equipment* (kg)	278	165	70
Technically permissible maximum laden mass* (kg)	3500	3500	3500
Technically permissible towing weight 12 % braked (unbraked) (kg)	2500 (750) <sup>1)</sup>	2500 (750) <sup>1)</sup>	2500 (750) <sup>1)</sup>
Tire size	225/75 R 16 CP	225/75 R 16 CP	225/75 R 16 CP
Wheelbase (cm)	345	404	404
Bed dimension: Sleeping roof (cm)	206 × 143	206 × 143	206 × 143
Bed dimension: Central / middle bed, L × W (cm)	185 × 87-63 <sup>OPT</sup>	185 × 105-88 <sup>OPT</sup>	185 × 105-88 <sup>OPT</sup>
Bed dimension: Rear bed, L × W (cm)	195 × 133-130	197 × 157-150	192 × 73-108 184 × 86
Refrigerator volume incl. freezer (l)	84	84	84
Heating type	Combi 4 Gas	Combi 4 Gas	Combi 4 Gas
Total fresh water tank capacity / fresh water tank when driving filled (l)	100 / 20	100 / 20	100 / 20
Waste water tank (l)	90	90	90
Sockets: 230 V	3	3	3
Sockets: USB	2	2	2
Storage space for two gas cylinders with filling weight (kg)	2 × 11	2 × 11	2 × 11

[to website](#)
[to website](#)
[to website](#)

<sup>OPT</sup> Optional / - Not possible / Δ Not yet known at the time of publication

## Extended Special edition features

Best value for money

[sunlight.de/en-int](https://sunlight.de/en-int)

- Fiat Ducato 3.500 kg - 2.2 Multijet - 103 kW / 140 BHP Euro 6 - 6-speed manual gearbox
- Fiat white
- Painted bumper<sup>2)</sup>
- Adventure Decals
- FIAT original 16" alloy wheels for Light Chassis
- Awning
- Basic Pack
- Style Pack 1
- Rooftop Bed
- Soft furnishing Adventure



### \*INFORMATION

The specified mass in running order is a default value defined in the type-approval procedure. Due to manufacturing tolerances, the actual weighed mass in running order may deviate from the value stated above. Deviations of up to ± 5 % of the mass in running order are legally permissible and possible. The permissible range in kilograms is given in brackets after the mass in running order.

The manufacturer-specified mass for optional equipment is a calculated value for each type and layout that Sunlight uses to determine the maximum weight available for factory-fitted optional equipment. The limitation of optional equipment is intended to ensure that the minimum pay-mass, i.e. the legally prescribed free mass for baggage and retrofitted accessories, is actually available for the vehicle load capacity of the vehicles delivered by Sunlight.

The real weight of your vehicle ex works can only be determined when it is weighed at the end of the line. If, in exceptional cases, the weighing shows that the actual load capacity falls below the minimum pay-mass despite limiting the optional equipment due to a permissible weight deviation, we will check together with your trade partner and you whether we should, for example, increase the load capacity of the vehicle, reduce the number of seats or remove optional equipment before delivering the vehicle.

The technically permissible maximum laden mass of the vehicle and the technically permissible maximum mass on the axle must not be exceeded. Detailed information & explanations on the subject of weight and the configuration of the vehicle can be found in the section Legal information.

# Standard equipment

## BASIC VEHICLE FIAT



- Fiat Ducato 3.500 kg - 2.2 Multijet - 103 kW / 140 BHP Euro 6 - 6-speed manual gearbox
- Eco Pack Start & Stop function incl. booster
- Manual cab air conditioning
- Cruise control
- Fix & Go breakdown kit
- 75l fuel tank
- Height and rake adjustment for driver and passenger seat
- Central cup holder
- Radio pre-wiring with loudspeakers and roof antenna (DAB)
- Driver and Passenger airbag
- Central locking cab with remote control
- LED daytime running lights
- Driver and passenger seats in matching colours
- Driver and passenger seats swivel
- ESP, ESC incl. ASR & Hillholder
- ESC Setup
- Electric cab windows
- Captain chair incl. 2 armrests
- Electric and heated mirrors
- On-board computer incl. outside temperature display
- ABS
- Disc brakes, rear and front wheel stabilisers, heat convection, tachometer, power steering, height-adjustable headlights, immobiliser, lap and diagonal seat belts
- USB port

## CONVERSION



- 7-year water ingress warranty<sup>3)</sup>
- Double glazed hinged windows with cassette blinds and fly screens (seating area, kitchen)
- Hinged window in direction of travel in rear on left (incl. blackout blind and flyscreen)
- Both rear doors with hinged window (incl. roller blind)
- Roof light 40x40 over bedroom with fly screen and blinds
- Roof light over lounge area 700x500
- Rear storage space with 4 integrated lashing rings

## COMFORT



- Isofix for 2 seats
- Bulkhead incl. step for rear double bed
- Pedestal in lounging area with integrated storage compartment
- Half dinette with integrated storage compartment
- rearbed with partly slatted frame
- high of quality mattresses for heightened lying comfort
- Spotlight in light bar, free positionable
- Ergonomically shaped upholstery for improved seat comfort
- Spacious storage compartments and storage options
- Storage space in rear and sliding doors
- Spacious wardrobe
- Flyscreen door
- Furniture Decor Black Flow, Dyna White und Active Grey
- Floor Mountain Lodge
- Textile cab blinds

## INSTALLATIONS



- Flexible light strip
- Illuminated pedestal in lounging area
- Individually adjustable LED spotlights
- High-performance, maintenance-free leisure battery (95 Ah AGM)
- Bord-control-panel supplies information about filling levels and battery capacity
- Electric charger for leisure and vehicle battery 12 V / 18 A
- CEE 230 V external socket with safety device
- Sockets 1x 12 V, 3 x 230V, 1 x USB (double)

## HEATING / GAS SUPPLY



- Gas bottle locker for 2 x 11 kg gas bottles
- Gas heating Combi 4
- Gas control valves easily accessible and centrally arranged

## KITCHEN



- Ergonomically arranged kitchen with spacious work top
- Large drawers with soft-close in the kitchen unit
- 2-burner hob with electrical ignition and glass lid
- Worktop behind cooker<sup>4)</sup>
- Water tank capacity: 100 l, waste water tank capacity: 90 l
- Compressor fridge 84 l
- LED light tube
- Suspension bar<sup>4)</sup>

## BATHROOM



- Fixed washbasin
- Spacious storage area
- Cassette toilet C 223
- Flush fitting LED spotlights
- Roof light with fly screen







## SOFT FURNISHING



- Soft furnishing Adventure



# Optional extras

 <b>BASIC VEHICLE FIAT</b>	<b>Additional weight*</b>	<b>CLIFF 540 RT</b>	<b>CLIFF 600 RT</b>	<b>CLIFF 640 RT</b>
Fiat Ducato 3.500 kg 2.2 Multijet - 103 kW / 140 BHP Euro 6 - 9-speed automatic gearbox	55 kg	o	o	o
Fiat Ducato 3.500 kg - 2.2 Multijet - 132 BHP / 180 PS Euro 6 - 6-speed manual transmission	20 kg	-	o	o
Fiat Ducato 3.500 kg - 2.2 Multijet - 132 BHP / 180 PS Euro 6 - 9-speed automatic transmission	55 kg	-	o	o
Fiat Ducato Maxi Chassis 3.500 kg - 2.2 Multijet - 103 kW / 140 BHP Euro 6 - 6-speed manual gearbox	40 kg	-	o	o
Fiat Ducato Maxi Chassis 3.500 kg - 2.2 Multijet - 103 kW / 140 BHP Euro 6 - 9-speed automatic gearbox	55 kg	-	o	o
Fiat Ducato Maxi Chassis 3.500 kg - 2.2 Multijet - 132 BHP / 180 PS Euro 6 - 6-speed manual transmission	60 kg	-	o	o
Fiat Ducato Maxi Chassis 3.500 kg - 2.2 Multijet - 132 BHP / 180 PS Euro 6 - 9-speed automatic transmission	55 kg	-	o	o
16" alloy wheels black matt <sup>o)</sup>	10 kg	o	o	o
Towbar (removable)	30 kg	o	o	o
Tyre pressure indicator	0,8 kg	o	o	o
Multifunction steering wheel	0,4 kg	o	o	o
Spare wheel incl. holder and car jack instead of Fix & Go Kit	25 kg	o	o	o
Traction+ incl. Hill Descent Control	0,5 kg	o	o	o
Automatic air conditioning incl. mobile phone charger (inductive)	0 kg	o	o	o
Full Digital Cluster (Only in conjunction with multifunction steering wheel)	0,3 kg	o	o	o
90l fuel tank	13,5 kg	o	o	o
 <b>CONVERSION</b>				
Insulated and heated waste water tank	10,5 kg	o	o	o
Insulated waste water tank	8 kg	o	o	o
Bike rack for 2 bikes (black)	10,5 kg	o	o	o
Framed windows	5 kg	o	o	o
 <b>COMFORT</b>				
Bed conversion for lounging area (transversal guest bed)	5 kg	o	o	o
Wooden duckboard for the shower tray	2 kg	o	o	o
Foldable window blinds	7,5 kg	o	o	o
 <b>INSTALLATIONS</b>				
Second AGM leisure battery 95 Ah	27 kg	o	o	o
Heating Combi 6 E (with el. heating element) incl. digital control panel	2 kg	o	o	o
Diesel heating Combi 4	1,1 kg	o	o	o
Pre-cabing solar system	2 kg	o	o	o
TV pre-cabing / TV holder	3 kg	o	o	o
USB-port in the light rail	0 kg	o	o	o
 <b>PAINTING</b>				
Black metallic	2,5 kg	o	o	o
Lanzarote Grey	2,5 kg	o	o	o
Camповоло	2,5 kg	o	o	o
 <b>PACKS</b>				
Style Pack 2	0 kg	o	o	o
Safety Pack	0,5 kg	o	o	o
Chassis Comfort Pack	-6,3 kg	o	o	o

o Optional / - Not available / Δ Not yet known at the time of publication

# Packages

## BASIC PACK

+ 24,4 kg \*

- shower equipment (extendable shower head, shower curtain, guide rail, shower holder)
- Window in bathroom
- Wide entrance step
- Rotating plate for table extension in seating area
- Clothes rail in bathroom
- Pre-cabing reversing camera

**incl. in Adventure Edition**

## STYLE PACK 1

+ 0 kg \*

- Leather steering wheel and gear knob in leather trim
- Air outlets with applications silver (Techno-Trim)
- Radiator grill in glossy black
- Skid Plate Black
- LED daytime running lights
- Headlights with black frame

**incl. in Adventure Edition**

## STYLE PACK 2

+ 0 kg \*

- Leather steering wheel and gear knob in leather trim
- Air outlets with applications silver (Techno-Trim)
- Radiator grill in glossy black
- Skid Plate Black
- Full LED Headlamps incl. wiping indicators and LED daytime running lights

## SAFETY PACK

+ 0,5 kg \*

- Full Brake Control with Pedestrian Detection
- Lane Control
- Rain and Dusk Sensor
- Traffic Sign and High Beam Recognition

## CHASSIS COMFORT PACK

- 6,3 kg \*

- Electrically folding door mirrors
- Parking sensors
- blind spot assistant (only in conjunction with electrically folding exterior mirrors)
- Fog lights
- Electric Park Brake

- 1) With Maxi-Chassis – 3,000 / 750 kg.
- 2) In combination with Maxi Chassis the bumper cannot be painted.
- 3) The water ingress warranty conditions of Sunlight GmbH apply.
- 4) Except 540.
- 5) Not in conjunction with Maxi Chassis and/or automatic.

## \*INFORMATION

The factory installation of optional equipment increases the actual mass of the vehicle and reduces the pay-mass. The additional weight indicated for packages and optional equipment shows the additional weight compared to the standard equipment of the respective model or layout.

The total weight of the selected optional equipment must not exceed the manufacturer-specified mass for optional equipment shown in the model overviews. This is a

calculated value for each type and layout that Sunlight uses to determine the maximum weight available for factory-fitted optional equipment. Detailed information and explanations on the subject of weight can be found in the Legal information section.

## \*INFORMATION

The factory installation of optional equipment increases the actual mass of the vehicle and reduces the pay-mass. The additional weight indicated for packages and optional equipment shows the additional weight compared to the standard equipment of the respective model or layout.

The total weight of the selected optional equipment must not exceed the manufacturer-specified mass for optional equipment shown in the model overviews. This

is a calculated value for each type and layout that Sunlight uses to determine the maximum weight available for factory-fitted optional equipment. Detailed information and explanations on the subject of weight can be found in the Legal information section.

# Models Overview

## Adventure Edition



CLIFF 540

CLIFF 600

CLIFF 601

CLIFF 640



	CLIFF 540	CLIFF 600	CLIFF 601	CLIFF 640
Permitted seats (including driver)*	4	4	4	4
Berths	2-3 <sup>OPT</sup>	2-3 <sup>OPT</sup>	4-5 <sup>OPT</sup>	2-3 <sup>OPT</sup>
Length / Width / Height (cm)	541 / 205 / 273	599 / 205 / 273	599 / 205 / 273	636 / 205 / 273
Headroom in living area (cm)	190	190	190	190
Standard chassis	Fiat Ducato	Fiat Ducato	Fiat Ducato	Fiat Ducato
Standard engine	2.2 Multijet	2.2 Multijet	2.2 Multijet	2.2 Multijet
kW (hp)	103 (140)	103 (140)	103 (140)	103 (140)
Mass in running order* (kg)	2727 (2591-2863)*	2834 (2692-2976)*	2876 (2732-3020)*	2958 (2810-3106)*
Manufacturer-specified mass for optional equipment* (kg)	430	317	299	222
Technically permissible maximum laden mass* (kg)	3500	3500	3500	3500
Technically permissible towing weight 12 % braked (unbraked) (kg)	2500 (750) <sup>1)</sup>	2500 (750) <sup>1)</sup>	2500 (750) <sup>1)</sup>	2500 (750) <sup>1)</sup>
Tire size	225/75 R 16 CP	225/75 R 16 CP	225/75 R 16 CP	225/75 R 16 CP
Wheelbase (cm)	345	404	404	404
Bed dimension: Central / middle bed, L x W (cm)	185 x 87-63 <sup>OPT</sup>	185 x 105-88 <sup>OPT</sup>	185 x 105-88 <sup>OPT</sup>	185 x 105-88 <sup>OPT</sup>
Bed dimension: Rear bed, L x W (cm)	195 x 133-130	197 x 157-150	185 x 157-150 137 x 130	192 x 73-108 184 x 86
Refrigerator volume incl. freezer (l)	84	84	84	84
Heating type	Combi 4 Gas	Combi 4 Gas	Combi 4 Diesel	Combi 4 Gas
Total fresh water tank capacity / fresh water tank when driving filled (l)	100 / 20	100 / 20	100 / 20	100 / 20
Waste water tank (l)	90	90	90	90
Sockets: 230 V	3	3	3	3
Sockets: USB	2	2	2	2
Storage space for two gas cylinders with filling weight (kg)	2 x 11	2 x 11	2 x 5	2 x 11

[to website](#)
[to website](#)
[to website](#)
[to website](#)

<sup>OPT</sup> Optional / - Not possible / Δ Not yet known at the time of publication

## Extended Special edition features

Best value for money

[sunlight.de/en-int](https://sunlight.de/en-int)

- Fiat Ducato 3.500 kg - 2.2 Multijet - 103 kW / 140 BHP Euro 6 - 6-speed manual gearbox
- Fiat white
- Painted bumper<sup>2)</sup>
- FIAT original 16" alloy wheels for Light Chassis
- Adventure Decals
- Soft furnishing Adventure
- Awning
- Basic-Pack
- Style Pack 1



### \*INFORMATION

The specified mass in running order is a default value defined in the type-approval procedure. Due to manufacturing tolerances, the actual weighed mass in running order may deviate from the value stated above. Deviations of up to ± 5 % of the mass in running order are legally permissible and possible. The permissible range in kilograms is given in brackets after the mass in running order.

The manufacturer-specified mass for optional equipment is a calculated value for each type and layout that Sunlight uses to determine the maximum weight available for factory-fitted optional equipment. The limitation of optional equipment is intended to ensure that the minimum pay-mass, i.e. the legally prescribed free mass for baggage and retrofitted accessories, is actually available for the vehicle load capacity of the vehicles delivered by Sunlight.

The real weight of your vehicle ex works can only be determined when it is weighed at the end of the line. If, in exceptional cases, the weighing shows that the actual load capacity falls below the minimum pay-mass despite limiting the optional equipment due to a permissible weight deviation, we will check together with your trade partner and you whether we should, for example, increase the load capacity of the vehicle, reduce the number of seats or remove optional equipment before delivering the vehicle.

The technically permissible maximum laden mass of the vehicle and the technically permissible maximum mass on the axle must not be exceeded. Detailed information & explanations on the subject of weight and the configuration of the vehicle can be found in the section Legal information.

# Standard equipment

## BASIC VEHICLE FIAT



- Fiat Ducato 3.500 kg - 2.2 Multijet - 103 kW / 140 BHP Euro 6 - 6-speed manual gearbox
- Eco Pack Start & Stop function incl. booster
- Cruise control
- Manual cab air conditioning
- LED daytime running lights
- Driver and Passenger airbag
- ESP, ESC incl. ASR & Hillholder
- ESC Setup
- ABS
- Electric cab windows
- Electric and heated mirrors
- Central locking cab with remote control
- Fix & Go breakdown kit
- 75l fuel tank
- On-board computer incl. outside temperature display
- Radio pre-wiring with loudspeakers and roof antenna (DAB)
- Central cup holder
- Disc brakes, rear and front wheel stabilisers, heat convection, tachometer, power steering, height-adjustable headlights, immobiliser, lap and diagonal seat belts
- USB port
- Driver and passenger seats in matching colours
- Driver and passenger seats swivel
- Captain chair incl. 2 armrests
- Height and rake adjustment for driver and passenger seat

## CONVERSION



- 7-year water ingress warranty<sup>3)</sup>
- Double glazed hinged windows with cassette blinds and fly screens (seating area, kitchen)
- Hinged window in direction of travel in rear on left (incl. blackout blind and flyscreen)<sup>4)</sup>
- Both rear doors with hinged window (incl. roller blind)
- Roof light 40x40 over bedroom with fly screen and blinds
- Roof light 40x40 over lounging area with fly screen and blinds
- Rear storage space with 4 integrated lashing rings

## COMFORT



- Isofix for 2 seats
- Bulkhead incl. step for rear double bed
- Pedestal in lounging area with integrated storage compartment
- Half dinette with integrated storage compartment
- rearbed with partly slatted frame
- high of quality mattresses for heightened lying comfort
- Ergonomically shaped upholstery for improved seat comfort
- Spotlight in light bar, free positionable
- Spacious storage compartments and storage options
- Storage space in rear and sliding doors
- Spacious wardrobe
- Flyscreen door
- Textile cab blinds
- Furniture Decor Black Flow, Dyna White and Active Grey
- Floor Mountain Lodge

## INSTALLATIONS



- Bord-control-panel supplies information about filling levels and battery capacity
- Flexible light strip
- Illuminated pedestal in lounging area
- Individually adjustable LED spotlights
- High-performance, maintenance-free leisure battery (95 Ah AGM)
- Electric charger for leisure and vehicle battery 12 V / 18 A
- CEE 230 V external socket with safety device
- Sockets 1x 12 V, 3 x 230V, 1 x USB (double)

## HEATING / GAS SUPPLY



- Gas bottle locker for 2 x 11 kg gas bottles<sup>5)</sup>
- Gas heating Combi 4<sup>4)</sup>
- Gas control valves easily accessible and centrally arranged

## KITCHEN



- Ergonomically arranged kitchen with spacious work top
- Large drawers with soft-close in the kitchen unit
- 2-burner hob with electrical ignition and glass lid
- Worktop behind cooker<sup>6)</sup>
- Water tank capacity: 100 l, waste water tank capacity: 90 l
- Compressor fridge 84 l
- LED light tube
- Suspension bar<sup>6)</sup>

## BATHROOM



- Fixed washbasin
- Spacious storage area
- Cassette toilet C 223
- Flush fitting LED spotlights
- Roof light with fly screen





## SOFT FURNISHING



- Soft furnishing Adventure



# Optional extras

 <b>BASIC VEHICLE FIAT</b>	<b>Additional weight*</b>	<b>CLIFF 540</b>	<b>CLIFF 600</b>	<b>CLIFF 601</b>	<b>CLIFF 640</b>
Fiat Ducato 3.500 kg 2.2 Multijet - 103 kW / 140 BHP Euro 6 - 9-speed automatic gearbox	55 kg	o	o	o	o
Fiat Ducato 3.500 kg - 2.2 Multijet - 132 BHP / 180 PS Euro 6 - 6-speed manuel transmission	20 kg	-	o	o	o
Fiat Ducato 3.500 kg - 2.2 Multijet - 132 BHP / 180 PS Euro 6 - 9-speed automatic transmission	55 kg	-	o	o	o
Fiat Ducato Maxi Chassis 3.500 kg - 2.2 Multijet - 103 kW / 140 BHP Euro 6 - 9-speed manual gearbox	40 kg	-	o	o	o
Fiat Ducato Maxi Chassis 3.500 kg - 2.2 Multijet - 103 kW / 140 BHP Euro 6 - 9-speed automatic gearbox	55 kg	-	o	o	o
Fiat Ducato Maxi Chassis 3.500 kg - 2.2 Multijet - 132 BHP / 180 PS Euro 6 - 6-speed manuel transmission	60 kg	-	o	o	o
Fiat Ducato Maxi Chassis 3.500 kg - 2.2 Multijet - 132 BHP / 180 PS Euro 6 - 9-speed automatic transmission	55 kg	-	o	o	o
16" alloy wheels black matt <sup>7)</sup>	10 kg	o	o	o	o
Towbar (removable)	30 kg	o	o	o	o
Tyre pressure indicator	0,8 kg	o	o	o	o
Multifunction steering wheel	0,4 kg	o	o	o	o
Spare wheel incl. holder and car jack instead of Fix & Go Kit	25 kg	o	o	o	o
Traction+ incl. Hill Descent Control	0,5 kg	o	o	o	o
Automatic air conditioning incl. mobile phone charger (inductive)	0 kg	o	o	o	o
Full Digital Cluster (Only in conjunction with multifunction steering wheel)	0,3 kg	o	o	o	o
90l fuel tank	13,5 kg	o	o	o	o
 <b>CONVERSION</b>					
Insulated and heated waste water tank	10,5 kg	o	o	o	o
Insulated waste water tank	8 kg	o	o	o	o
Bike rack for 2 bikes (black)	10,5 kg	o	o	o	o
Framed windows	5 kg	o	o	o	o
 <b>COMFORT</b>					
Bed conversion for lounging area (transversal guest bed)	5 kg	o	o	o	o
Wooden duckboard for the shower tray	2 kg	o	o	o	o
Foldable window blinds	7,5 kg	o	o	o	o
 <b>INSTALLATIONS</b>					
Second AGM leisure battery 95 Ah	27 kg	o	o	o	o
Pre-cabling solar system	2 kg	o	o	o	o
TV pre-cabling / TV holder	3 kg	o	o	o	o
USB-port in the light rail	0 kg	o	o	o	o
Diesel heating Combi 4 <sup>8)</sup>	1,1 kg	o	o	•	o
Heating Combi 6 E (with el. heating element) incl. digital control panel	2 kg	o	o	-	o
 <b>PAINTING</b>					
Black metallic	2,5 kg	o	o	o	o
Lanzarote Grey	2,5 kg	o	o	o	o
Camповolo	2,5 kg	o	o	o	o
 <b>PACKS</b>					
Style Pack 2	0 kg	o	o	o	o
Safety Pack	0,5 kg	o	o	o	o
Chassis Comfort Pack	-6,3 kg	o	o	o	o

o Optional / - Not available / • Standard

# Packages

## BASIC-PACK

+ 32,4 kg \*

- Roof light over lounge area 700x500
- shower equipment (extendable shower head, shower curtain, guide rail, shower holder)
- Window in bathroom
- Clothes rail in bathroom
- Wide entrance step
- Rotating plate for table extension in seating area
- Pre-cabling reversing camera

**incl. in Adventure Edition**

## STYLE PACK 1

+ 0 kg \*

- Leather steering wheel and gear knob in leather trim
- Air outlets with applications silver (Techno-Trim)
- Radiator grill in glossy black
- Skid Plate Black
- LED daytime running lights
- Headlights with black frame

**incl. in Adventure Edition**

- 1) With Maxi-Chassis – 3,000 / 750 kg.
- 2) In combination with Maxi Chassis the bumper cannot be painted.
- 3) The water ingress warranty conditions of Sunlight GmbH apply.
- 4) Except 601.
- 5) Except 601 with 2 x 5 kg bottles.
- 6) Except 540.
- 7) Not in conjunction with Maxi Chassis and/or automatic.
- 8) For 601 standard.

## STYLE PACK 2

+ 0 kg \*

- Leather steering wheel and gear knob in leather trim
- Air outlets with applications silver (Techno-Trim)
- Radiator grill in glossy black
- Skid Plate Black
- Full LED Headlamps incl. wiping indicators and LED daytime running lights

## SAFETY PACK

+ 0,5 kg \*

- Full Brake Control with Pedestrian Detection
- Lane Control
- Rain and Dusk Sensor
- Traffic Sign and High Beam Recognition

## CHASSIS COMFORT PACK

- 6,3 kg \*

- Electrically folding door mirrors
- Parking sensors
- blind spot assistant (only in conjunction with electrically folding exterior mirrors)
- Fog lights
- Electric Park Brake

## \*INFORMATION

The factory installation of optional equipment increases the actual mass of the vehicle and reduces the pay-mass. The additional weight indicated for packages and optional equipment shows the additional weight compared to the standard equipment of the respective model or layout.

The total weight of the selected optional equipment must not exceed the manufacturer-specified mass for optional equipment shown in the model overviews. This is a

calculated value for each type and layout that Sunlight uses to determine the maximum weight available for factory-fitted optional equipment. Detailed information and explanations on the subject of weight can be found in the Legal information section.

## \*INFORMATION

The factory installation of optional equipment increases the actual mass of the vehicle and reduces the pay-mass. The additional weight indicated for packages and optional equipment shows the additional weight compared to the standard equipment of the respective model or layout.

The total weight of the selected optional equipment must not exceed the manufacturer-specified mass for optional equipment shown in the model overviews. This

is a calculated value for each type and layout that Sunlight uses to determine the maximum weight available for factory-fitted optional equipment. Detailed information and explanations on the subject of weight can be found in the Legal information section.



# Legal notices regarding weight-related information

The weight specifications and tests for motorhomes are uniformly regulated throughout the EU in EU Implementing Regulation No. 2021/535 (until June 2022: EU Implementing Regulation No. 1230/2012). We have summarised and explained the key terms and legal requirements from this regulation for you below. Our dealers and the Sunlight configurator on our website offer you additional assistance in configuring your vehicle.

## 1. Technically permissible maximum laden mass

The technically permissible maximum laden mass of the vehicle (e.g. 3,500 kg) is a mass specification set by the manufacturer which the vehicle must not exceed. Information on the technically permissible maximum laden mass of the model you have chosen can be found in the technical data. If the vehicle exceeds the technically permissible maximum laden mass in everyday driving, this constitutes an administrative offence which may result in a fine.

## 2. Mass in running order

In simple terms, the mass in running order is the basic vehicle with standard equipment plus a legally fixed standard weight of 75 kg for the driver. This essentially includes the following items:

- the unladen weight of the vehicle together with the bodywork, including operating fluids such as greases, oils and coolants;
- the standard equipment, i.e. all equipment items that are included as standard in the factory-fitted scope of delivery;
- the fresh water tank filled to 100 % in driving mode (driving fill according to manufacturer's specifications; 20 litres) and an aluminium gas cylinder filled to 100 % with a weight of 16 kg;
- the fuel tank, which is 90 % full, including fuel;
- the driver, whose weight – regardless of the actual weight – is generally specified as 75 kg in accordance with EU law.

Information on the mass in running order can be found for each model in our sales documents. It is important to note that the value for mass in running order given in the sales documents is a default value determined in the type-approval procedure and verified by the authorities. It is legally permissible and possible for the mass in running order of the vehicle delivered to you to deviate from the nominal value stated in the sales documents. The legally permissible tolerance is  $\pm 5\%$ . In this way, the EU legislator accounts for the fact that certain fluctuations in the mass in running order occur due to variations in the weight of supplied parts as well as due to processes and weather conditions.

These weight deviations can be illustrated by means of an example calculation:

- Mass in running order acc. to sales documents: 2,850 kg
- Legally permissible tolerance of  $\pm 5\%$ : 142.50 kg
- Legally permissible range of mass in running order: 2,707.50 kg to 2,992.50 kg

The specific range of permissible weight deviations can be found for each model in the technical data. Sunlight makes great efforts to reduce weight variations to the minimum that is unavoidable for production reasons. Deviations at the upper and lower end of the range are therefore very rare; however, they cannot be completely ruled out technically, even with all optimisations. The real weight of the vehicle and compliance with the permissible tolerance is therefore checked by Sunlight by weighing each vehicle at the end of the line.

## 3. Mass of the passengers

The mass of the passengers is set a standard value of 75 kg for each seat provided by the manufacturer, regardless of the actual weight of the passengers. The mass of the driver is already included in the mass in running order (see no. 2 above) and is therefore not included again. In the case of a motorhome with four permitted seats, the mass of the passengers is therefore  $3 \times 75 \text{ kg} = 225 \text{ kg}$ .

## 4. Optional equipment and actual mass of the vehicle

Optional equipment (also: additional equipment) includes, according to the legal definition, all optional equipment parts not included in the standard equipment which are fitted to the vehicle under the responsibility of the manufacturer – i.e. ex works – and can be ordered by the customer (e.g. awning, bicycle or motorbike carrier, satellite system, solar system, oven, etc.). Information on the individual or package weights of the optional equipment that can be ordered can be found in our sales documents. Optional equipment in this sense does not include other accessories that are retrofitted by the dealer or you personally after the vehicle has been delivered ex works. The mass of the vehicle in running order (see no. 2 above) and the mass of the optional equipment fitted to a specific vehicle at the factory are together referred to as the actual mass. You will find the corresponding information for your vehicle after handover under item 13.2 of the Certificate of Conformity (CoC). Please note that this specification also represents a standardised value. Since the mass in running order – as an element of the actual mass – is subject to a legally permissible tolerance of  $\pm 5\%$  (see no. 2), the actual mass may also deviate accordingly from the stated nominal value.

## 5. Pay-mass and minimum pay-mass

The installation of optional equipment is also subject to technical and legal limits: Only so much optional equipment can be ordered and fitted at the factory that sufficient free weight remains for baggage and other accessories ("pay-mass") without exceeding the technically permissible maximum laden mass. The pay-mass is calculated by subtracting the mass in running order (nominal value according to sales documents, see no. 2 above), mass of the optional equipment and the mass of the passengers (see no. 3 above) from the technically permissible maximum laden mass (see no. 1 above).

The EU regulations stipulate a fixed minimum pay-mass for motorhomes, which must remain as a minimum for baggage or other non-factory-fitted accessories. This minimum pay-mass is calculated as follows:

Minimum pay-mass in kg  $\geq 10 \times (n + L)$

Where: "n" is the maximum number of passengers plus the driver and "L" is the overall length of the vehicle in metres.

For a motorhome with a length of 6 m and 4 approved seats, the minimum pay-mass is therefore e.g.  $10 \text{ kg} \times (4 + 6) = 100 \text{ kg}$ .

To ensure that the minimum pay-mass is maintained, there is a maximum combination of optional equipment that can be ordered for each vehicle model. In the above example with a minimum pay-mass of 100 kg, the total mass of optional equipment for a vehicle with four permitted seats and a mass in running order of 2,850 kg should not exceed 325 kg:

**3,500 kg technically permissible maximum laden mass**  
 - 2,850 kg mass in running order  
 -  $3 \times 75 \text{ kg}$  mass of the passengers  
 - 100 kg minimum pay-mass  
 = **325 kg maximum permissible mass of optional equipment**

It is important to note that this calculation is based on the default value for mass in running order as defined in the type-approval procedure, without taking into account the permissible weight deviations for mass in running order (see no. 2 above). If the maximum permissible value for the optional equipment of (in the example) 325 kg is almost or completely exhausted, an upward weight deviation can therefore result in the minimum pay-mass of 100 kg being met mathematically using the default value for the mass in running order, although in fact there is no corresponding load capacity. Here, too, an example calculation for a vehicle with four seats, whose real weighed mass in running order is 2 % above the nominal value:

**3,500 kg technically permissible maximum laden mass**  
 - 2,907 kg real weighed mass in running order  
 (+ 2 % compared to the stated value of 2,850 kg)  
 -  $3 \times 75 \text{ kg}$  mass of the passengers  
 - 325 kg optional equipment (maximum permissible value)  
 = **43 kg actual load capacity** (< minimum pay-mass of 100 kg)

In order to avoid such a situation, Sunlight further reduces the maximum permissible weight of the total optional equipment that can be ordered on a model-specific basis. The limitation of optional equipment is intended to ensure that the minimum pay-mass, i.e. the legally prescribed free mass for baggage and retrofitted accessories, is actually available for the vehicle load capacity of the vehicles delivered by Sunlight.

Since the weight of a specific vehicle can only be determined when it is weighed at the end of the line, in very rare cases a situation may

arise in which the minimum pay-mass at the end of the line is not guaranteed, despite this limitation of optional equipment. In order to guarantee the minimum pay-mass even in these cases, Sunlight will check together with your trade partner and you before delivery of the vehicle whether, for example, the vehicle is loaded up, seats are reduced or optional equipment is removed.

## 6. Effects of tolerances of the mass in running order on the pay-mass

Regardless of the minimum pay-mass, you should note that unavoidable production-related fluctuations in the mass in running order – both upwards and downwards – have a mirror-image effect on the remaining load capacity: If you order our example vehicle (see no. 3. above), for example, with optional equipment with a total weight of 150 kg, the calculated pay-mass based on the default value for the mass in running order is 275 kg. The load capacity actually available may deviate from this value due to tolerances and may be higher or lower. If the mass in running order of your vehicle is, for example, permissibly 2 % higher than stated in the sales documents, the load capacity is reduced from 275 kg to 218 kg:

**3,500 kg technically permissible maximum laden mass**  
 - 2,907 kg real weighed mass in running order  
 (+ 2 % compared to the stated value of 2,850 kg)  
 -  $3 \times 75 \text{ kg}$  mass of the passengers  
 - 150 kg optional equipment ordered for the specific vehicle  
 = **218 kg actual load capacity**

As a precaution to ensure that the calculated pay-mass is actually given, you should therefore take the possible and permissible tolerances for the mass in running order into account when configuring your vehicle.

We also recommend that you weigh the laden motorhome on a non-automatic scale before each journey and, taking the individual weight of the passengers into account, determine whether the technically permissible maximum laden mass and the technically permissible maximum mass on the axle are observed.



International

Made in Germany

**General Information**

Price list for Sunlight Camper Vans version 01/2023, valid from 14.01.2023. All previous price lists become invalid with the issuance of this price list. Prices in EURO may vary across Europe. This is the result of differing standard configurations depending on the country as well as varying VAT and luxury tax rates. Copyright held by Sunlight GmbH. Errors and misprints regarding prices and technical data are possible. We reserve the right to amend prices and technical data. All of the images in this Sunlight catalogue may depict alternative designs or special equipment for which additional costs apply. Deviations in color are possible for technical printing reasons.

**A company of the ERWIN HYMER GROUP**