

International

Made in Germany

# Motorhomes

Sunlight 

2024  
[sunlight.de/en-int](https://sunlight.de/en-int)

# Important information regarding the selection of your motorhome

When buying a motorhome, camper van or urban vehicle (hereafter: motorhome), it is particularly important to choose the right layout and an appealing design. In addition, weight also plays an essential role. Family, friends, optional equipment, accessories and baggage – space must be available for all of these. At the same time, there are legal and technical limits to the configuration and load. Every motorhome is designed for a certain weight, which may not be exceeded during driving. For motorhome buyers, this raises the question: How should I configure my vehicle to accommodate passengers, baggage and accessories according to my needs without the vehicle exceeding this maximum weight? In order to make this decision easier for you, we provide you below with a few tips that are particularly important when selecting your vehicle from our portfolio:

### 1. The technically permissible maximum laden mass...

... is a value set by the manufacturer which the vehicle may not exceed. Sunlight specifies a layout-related upper limit for the vehicle, which can vary from layout to layout (e.g. 3,500 kg, 4,400 kg). You can find the corresponding specification for each layout in the technical data.

Permitted seats (including driver)*	4
Berths	2-3 <sup>OPT</sup>
Length / Width / Height (cm)	595 / 214 / 287
Headroom in living area (cm)	195
Standard chassis	Citroën Jumper
Standard engine	2.2 BlueHDI
kW (hp)	103 (140)
Mass in running order* (kg)	2679 (2545-2813)*
Manufacturer-specified mass for optional equipment* (kg)	497
Technically permissible maximum laden mass* (kg)	3500

### 2. The mass in running order...

... consists – to put it simply – of the basic vehicle with standard equipment plus a standard weight of 75 kg for the driver. It is legally permissible and possible for the mass in running order of your vehicle to deviate from the nominal value stated in the sales documents. The permissible tolerance is ± 5 %. The permissible range in kilograms is given in brackets after the mass in running order. In order to provide you with full transparency regarding possible weight deviations, Sunlight weighs each vehicle at the end of the line and informs your trade partner of your vehicle's weighing result for forwarding to you. Detailed explanations on the subject of mass in running order can be found in the “Legal Information” section.

### 3. The permitted number of seats (including driver)...

... is determined by the manufacturer in what is referred to as the type-approval procedure. This results in what is referred to as the mass of the passengers. For this, a standard weight of 75 kg per passenger (without driver) is calculated. Detailed explanations on the subject of mass of the passengers can be found in the “Legal Information” section

Permitted seats (including driver)*	4
Berths	2-3 <sup>OPT</sup>
Length / Width / Height (cm)	595 / 214 / 287
Headroom in living area (cm)	195
Standard chassis	Citroën Jumper
Standard engine	2.2 BlueHDI
kW (hp)	103 (140)
Mass in running order* (kg)	2679 (2545-2813)*
Manufacturer-specified mass for optional equipment* (kg)	497
Technically permissible maximum laden mass* (kg)	3500

### 4. The manufacturer-specified mass for optional equipment...

... is a value set by Sunlight per layout for the maximum mass of optional equipment that can be ordered. This limit is intended to ensure that the minimum pay-mass, i.e. the legally prescribed free mass for baggage and retrofitted accessories, is actually available for the vehicle load capacity of the vehicles delivered by Sunlight. If, in exceptional cases, the weighing at the end of the line nevertheless shows that the actual load capacity falls short of the minimum pay-mass due to a permissible weight deviation, we will check together with your trade partner and you whether we should, for example, increase the load capacity of the vehicle, reduce the number of seats or remove optional equipment before delivering the vehicle.

Detailed explanations on the subject of the effects of the tolerances on the minimum pay-mass and the payload can be found in the “Legal Information” section.

COMFORT	Additional weight*
Bed conversion for seating area <sup>4)</sup>	5 kg
Carpet	5 kg
Wooden duckboard for the shower tray	2 kg
Foldable window blinds	7,5 kg




SAFETY	+ 0,7 kg *
<ul style="list-style-type: none"> <li>• Lane Control</li> <li>• Rain and Dusk Sensor</li> <li>• Traffic Sign and High Beam Recognition</li> <li>• Matrix Instrument Cluster</li> </ul>	

### 5. The additional weight of optional equipment and packages...




... increases the actual mass of the vehicle (= mass in running order plus selected optional equipment) and reduces the pay-mass. The specified value shows the additional weight compared to the standard equipment of the respective layout. The total weight of the selected packages and optional equipment must not exceed the manufacturer-specified mass for optional equipment.

# Models Overview

## Adventure Edition

	T 58	T 67S	T 67
			
Permitted seats (including driver)*	4	4	4–5 <sup>OPT</sup>
Berths	2–3 <sup>OPT</sup>	2–4 <sup>OPT</sup>	2–5 <sup>OPT</sup>
Length / Width / Height (cm)	595 / 232 / 293	696 / 232 / 293	729 / 232 / 293
Headroom in living area (cm)	195	210	210
Standard chassis	Fiat Ducato	Fiat Ducato	Fiat Ducato
Standard engine	2.2 Multijet	2.2 Multijet	2.2 Multijet
kW (hp)	103 (140)	103 (140)	103 (140)
Mass in running order* (kg)	2768 (2630 – 2906)*	2853 (2710 – 2996)*	2915 (2769 – 3061)*
Manufacturer-specified mass for optional equipment* (kg)	392	296	226
Technically permissible maximum laden mass* (kg)	3500	3500	3500
Technically permissible towing weight 12 % braked (unbraked) (kg)	2000 (750)	2000 (750)	2000 (750)
Tire size	225/75 R 16 CP	225/75 R 16 CP	225/75 R 16 CP
Wheelbase (cm)	345	380	404
Bed size overcab / pull-down bed (cm)	–	195 × 140–110 <sup>OPT</sup>	195 × 140–110 <sup>OPT</sup>
Bed dimension: Central / middle bed, L × W (cm)	–	–	210 × 100 <sup>OPT</sup>
Bed dimension: Rear bed, L × W (cm)	200 × 135–115	190 × 80 200 × 80 210 × 159	205 × 80 210 × 80 210 × 168
Refrigerator volume incl. freezer (l)	78 (11)	156 (29)	156 (29)
Heating type	Combi 6 Gas	Combi 6 Gas	Combi 6 Gas
Total fresh water tank capacity / fresh water tank when driving filled (l)	122 / 20	122 / 20	122 / 20
Waste water tank (l)	92	92	92
Sockets: 230 V	5	4	4
Sockets: USB	4	4	4
Inner dimensions storage locker right/left W × H (cm)	65 × 75	98 × 110 75 × 110	95 × 110 75 × 80
Storage space for two gas cylinders with filling weight (kg)	2 × 11	2 × 11	2 × 11
	<a href="#">to Website</a>	<a href="#">to Website</a>	<a href="#">to Website</a>

<sup>OPT</sup> Optional / – Not possible / Δ Not known at time of publication

	T 68	T 68C	T 69LC
			
Permitted seats (including driver)*	4–5 <sup>OPT</sup>	4	4
Berths	2–5 <sup>OPT</sup>	2–5 <sup>OPT</sup>	3–5 <sup>OPT</sup>
Length / Width / Height (cm)	740 / 232 / 293	740 / 232 / 293	740 / 232 / 293
Headroom in living area (cm)	210	210	210
Standard chassis	Fiat Ducato	Fiat Ducato	Fiat Ducato
Standard engine	2.2 Multijet	2.2 Multijet	2.2 Multijet
kW (hp)	103 (140)	103 (140)	103 (140)
Mass in running order* (kg)	2961 (2813 – 3109)*	2972 (2823 – 3121)*	2970 (2822 – 3119)*
Manufacturer-specified mass for optional equipment* (kg)	181	168	168
Technically permissible maximum laden mass* (kg)	3500	3500	3500
Technically permissible towing weight 12 % braked (unbraked) (kg)	2000 (750)	2000 (750)	2000 (750)
Tire size	225/75 R 16 CP	225/75 R 16 CP	225/75 R 16 CP
Wheelbase (cm)	404	404	404
Bed size overcab / pull-down bed (cm)	195 × 140–110 <sup>OPT</sup>	195 × 140–110 <sup>OPT</sup>	195 × 140–110 <sup>OPT</sup>
Bed dimension: Central / middle bed, L × W (cm)	210 × 65 <sup>OPT</sup>	210 × 93 <sup>OPT</sup>	210 × 93
Bed dimension: Rear bed, L × W (cm)	210 × 80 215 × 80 210 × 168	2 × 200 × 80 210 × 168	195 × 150
Refrigerator volume incl. freezer (l)	156 (29)	156 (29)	156 (29)
Heating type	Combi 6 Gas	Combi 6 Gas	Combi 6 Gas
Total fresh water tank capacity / fresh water tank when driving filled (l)	122 / 20	122 / 20	122 / 20
Waste water tank (l)	92	92	92
Sockets: 230 V	5	5	5
Sockets: USB	4	4	4
Inner dimensions storage locker right/left W × H (cm)	95 × 110 75 × 80	90 × 110 75 × 80	105 × 90 65 × 90
Storage space for two gas cylinders with filling weight (kg)	2 × 11	2 × 11	2 × 11
	<a href="#">to Website</a>	<a href="#">to Website</a>	<a href="#">to Website</a>

<sup>OPT</sup> Optional / – Not possible / Δ Not known at time of publication



\*INFO

The specified mass in running order is a default value defined in the type-approval procedure. Due to manufacturing tolerances, the actual weighed mass in running order may deviate from the value stated above. Deviations of up to ± 5 % of the mass in running order are legally permissible and possible. The permissible range in kilograms is given in brackets after the mass in running order.

The manufacturer-specified mass for optional equipment is a calculated value for each type and layout that Sunlight uses to determine the maximum weight available for factory-fitted optional equipment. The limitation of optional equipment is intended to ensure that the minimum pay-mass, i.e. the legally prescribed free mass for baggage and retrofitted accessories, is actually available for the vehicle load capacity of the vehicles delivered by Sunlight.

The real weight of your vehicle ex works can only be determined when it is weighed

at the end of the line. If, in exceptional cases, the weighing shows that the actual load capacity falls below the minimum pay-mass despite limiting the optional equipment due to a permissible weight deviation, we will check together with your trade partner and you whether we should, for example, increase the load capacity of the vehicle, reduce the number of seats or remove optional equipment before delivering the vehicle.

The technically permissible maximum laden mass of the vehicle and the technically permissible maximum mass on the axle must not be exceeded. Detailed information & explanations on the subject of weight and the configuration of the vehicle can be found in the section Legal information.



\*INFO

The specified mass in running order is a default value defined in the type-approval procedure. Due to manufacturing tolerances, the actual weighed mass in running order may deviate from the value stated above. Deviations of up to ± 5 % of the mass in running order are legally permissible and possible. The permissible range in kilograms is given in brackets after the mass in running order.

The manufacturer-specified mass for optional equipment is a calculated value for each type and layout that Sunlight uses to determine the maximum weight available for factory-fitted optional equipment. The limitation of optional equipment is intended to ensure that the minimum pay-mass, i.e. the legally prescribed free mass for baggage and retrofitted accessories, is actually available for the vehicle load capacity of the vehicles delivered by Sunlight.

The real weight of your vehicle ex works can only be determined when it is weighed




at the end of the line. If, in exceptional cases, the weighing shows that the actual load capacity falls below the minimum pay-mass despite limiting the optional equipment due to a permissible weight deviation, we will check together with your trade partner and you whether we should, for example, increase the load capacity of the vehicle, reduce the number of seats or remove optional equipment before delivering the vehicle.

The technically permissible maximum laden mass of the vehicle and the technically permissible maximum mass on the axle must not be exceeded. Detailed information & explanations on the subject of weight and the configuration of the vehicle can be found in the section Legal information.



# Models Overview

## Adventure Edition

	I 67S	I 68	I 69L
			
Permitted seats (including driver)*	4	4–5 <sup>OPT</sup>	4–5 <sup>OPT</sup>
Berths	4	4–5 <sup>OPT</sup>	5
Length / Width / Height (cm)	698 / 232 / 293	741 / 232 / 293	741 / 232 / 293
Headroom in living area (cm)	210	210	210
Standard chassis	Fiat Ducato	Fiat Ducato	Fiat Ducato
Standard engine	2.2 Multijet	2.2 Multijet	2.2 Multijet
kW (hp)	103 (140)	103 (140)	103 (140)
Mass in running order* (kg)	2938 (2791 – 3085)*	2999 (2849 – 3149)*	3034 (2882 – 3186)*
Manufacturer-specified mass for optional equipment* (kg)	206	137	104
Technically permissible maximum laden mass* (kg)	3500	3500	3500
Technically permissible towing weight 12 % braked (unbraked) (kg)	2000 (750)	2000 (750)	2000 (750)
Tire size	225/75 R 16 CP	225/75 R 16 CP	225/75 R 16 CP
Wheelbase (cm)	380	404	404
Bed size overcab / pull-down bed (cm)	200 × 150	200 × 150	200 × 150
Bed dimension: Central / middle bed, L × W (cm)	–	210 × 65 <sup>OPT</sup>	210 × 65
Bed dimension: Rear bed, L × W (cm)	190 × 80 200 × 80 210 × 159	210 × 80 215 × 80 210 × 168	195 × 150
Refrigerator volume incl. freezer (l)	156 (29)	156 (29)	156 (29)
Heating type	Combi 6 Gas	Combi 6 Gas	Combi 6 Gas
Total fresh water tank capacity / fresh water tank when driving filled (l)	122 / 20	122 / 20	122 / 20
Waste water tank (l)	92	92	92
Sockets: 230 V	4	5	5
Sockets: USB	4	4	4
Inner dimensions storage locker right/left W × H (cm)	95 × 110 75 × 80	95 × 110 75 × 80	105 × 90 65 × 90
Storage space for two gas cylinders with filling weight (kg)	2 × 11	2 × 11	2 × 11
	<a href="#">to Website</a>	<a href="#">to Website</a>	<a href="#">to Website</a>

<sup>OPT</sup> Optional / – Not possible / Δ Not known at time of publication



\*INFO

The specified mass in running order is a default value defined in the type-approval procedure. Due to manufacturing tolerances, the actual weighed mass in running order may deviate from the value stated above. Deviations of up to ± 5 % of the mass in running order are legally permissible and possible. The permissible range in kilograms is given in brackets after the mass in running order.

The manufacturer-specified mass for optional equipment is a calculated value for each type and layout that Sunlight uses to determine the maximum weight available for factory-fitted optional equipment. The limitation of optional equipment is intended to ensure that the minimum pay-mass, i.e. the legally prescribed free mass for baggage and retrofitted accessories, is actually available for the vehicle load capacity of the vehicles delivered by Sunlight.

The real weight of your vehicle ex works can only be determined when it is weighed

at the end of the line. If, in exceptional cases, the weighing shows that the actual load capacity falls below the minimum pay-mass despite limiting the optional equipment due to a permissible weight deviation, we will check together with your trade partner and you whether we should, for example, increase the load capacity of the vehicle, reduce the number of seats or remove optional equipment before delivering the vehicle.

The technically permissible maximum laden mass of the vehicle and the technically permissible maximum mass on the axle must not be exceeded.

Detailed information & explanations on the subject of weight and the configuration of the vehicle can be found in the section Legal information.





# Standard equipment

## BASIC VEHICLE

- Fiat Ducato 3.500 kg - 2.2 Multijet - 103 kW / 140 BHP Euro 6 - 6-speed manual gearbox
- Cruise control
- Eco Pack Start & Stop function incl. booster
- Manual cab air conditioning
- Wide-track chassis
- Front Wheel Drive
- Daytime running lights, integrated in headlights
- Driver and Passenger airbag
- ABS, EBD, ESP incl. ABS and hillholder
- Electric operated cab windows and central locking <sup>1)</sup>
- Electric and heated mirrors <sup>1)</sup>
- 75l fuel tank
- Fix & Go breakdown kit
- Central cup holder
- Comfortable driving experience with rear and front axle stabilizers
- Disc brakes, heat convection, tachometer, power steering, immobiliser, 3-point seat belt
- USB port
- Driver and passenger seats with armrests & upholstered covers
- Driver and passenger seats swivel
- Height and rake adjustment for driver and passenger seat
- Height-adjustable passenger seat
- Captain chairs with covers <sup>1)</sup>
- Radio aerial integrated in mirror <sup>1)</sup>
- Radio pre-wiring including speakers <sup>1)</sup>
- Panoramic laminated glass windshield all-round <sup>5)</sup>
- Low vibration, electrical and heated cab mirrors in coach optic with wide angle <sup>5)</sup>
- Driver's cab door left <sup>5)</sup>
- Pilote seats with covers <sup>5)</sup>
- Radio pre-wiring with loudspeakers and roof antenna <sup>5)</sup>

## CONVERSION

- 7-year water ingress warranty <sup>6)</sup>
- GRP (glass fibre reinforced plastic) roof and rear wall
- Aluminium sidewalls
- Roof and sidewall thickness: 34mm, floor thickness: 41mm
- Design rear light carrier in three parts with full-LED lights
- Cab blinds for best insulation and privacy shield <sup>5)</sup>
- High quality entrance door with ergonomic handle inside and outside
- Double glazed hinged window with cassette blinds and flyscreens (except for bathroom)
- Roof light with frosted perspex glass and flyscreen
- Electric entrance step <sup>1)</sup>
- Coupé entrance <sup>5)</sup>
- Large rear garage with lowered frame, lashing rings and interior lighting (depending on model)
- Splash water seals for the exterior storage locker and doors
- Payload in garage up to 150 kg

## COMFORT

- Isofix for 2 seats
- Ergonomically shaped upholstery for improved seat comfort
- L-shape lounge with free-standing and rotating table <sup>7)</sup>
- Table extension <sup>8)</sup>
- High-quality mattress in all beds
- Mattress cover removable and washable
- Wooden slatted frame in all fixed-beds for better sleeping comfort
- Pull-down bed with Clima-Plux elements as standard on A-Class models
- Ventilation for storage locker and seat backrest
- Spacious storage compartments and storage options
- Mirror with indirect lighting and coat hooks
- Furniture Decor Black Flow, Dyna White und Active Grey
- Floor Mountain Lodge

## INSTALLATIONS

- Overhead locker with integrated LED light
- High-performance, maintenance-free leisure battery (95 Ah AGM)
- Bord-control-panel supplies information about filling levels and battery capacity
- Automatic switching and separating systems for starter and leisure battery as well as for refrigerator
- Electric charger for leisure and vehicle battery 12 V / 18 A
- CEE 230 V external socket with safety device
- Residual Current Device (RCD)
- LED interior light
- LED-Awning light
- 4x USB Socket (layout depending)

## HEATING / GAS SUPPLY

- Gas bottle locker for 2 x 11 kg gas bottles
- Combi 6 gas heating with integrated 10 l boiler
- Gas control valves easily accessible and centrally arranged

## KITCHEN

- Two-flame cooker with 12 V ignition and glass cover
- Ergonomically arranged kitchen with spacious work top
- Large drawers with soft-close in the kitchen unit
- Large, round kitchen sink in stainless steel
- Water tank incl. boiler 122 l, waste water tank 92 l
- Waste bin
- Flexible railing system with two hooks <sup>5)</sup>
- LED light-band
- Fridge 78 l with freezer compartment 11 l

## BATHROOM

- Variobath <sup>10)</sup>
- Bathroom with bench toilet and integrated shower cubicle <sup>11)</sup>
- Spacious bathroom with separate shower on the opposite side <sup>12)</sup>
- Swivel cassette toilet with electric flush
- Large mirrors
- Roof vent with integrated flyscreen blind (depending on model)
- Flexible railing system with two hooks <sup>12)</sup>
- Clothes rail in bathroom
- Shower cubicle lining

## SOFT FURNISHING

- Soft furnishing Adventure

# Extended Special edition features

Best value for money

[sunlight.de/en-int](http://sunlight.de/en-int)

→ Fiat Ducato 3.500 kg - 2.2 Multijet - 103 kW / 140 BHP Euro 6 - 6-speed manual gearbox

→ Chassis colour white

→ Painted bumper <sup>1)</sup>

→ FIAT original 16" alloy wheels for Light Chassis

→ Soft furnishing Adventure

→ Adventure Decals

→ Cab sunroof <sup>1)</sup>

→ Framed windows

→ High-level rear light cluster

→ 2nd external storage door (size depends on layout)

→ Large 156 l fridge with separate 29 l freezer compartment <sup>2)</sup>

→ Bed conversion for seating area <sup>3)</sup>







→ Bed conversion single to double bed <sup>4)</sup>

→ Basic Pack

→ Style Pack



# Optional extras

 <b>BASIC VEHICLE FIAT</b>	Additional weight*	T 58	T 67S	T 67	T 68	T 68C	T 69LC	I 67S	I 68	I 69L
Fiat Ducato 3.500 kg - 2.2 Multijet - 103 kW / 140 BHP Euro 6 - 9-speed automatic gearbox	55 kg	o	o	o	o	o	o	o	o	o
Fiat Ducato 3.500 kg - 2.2 Multijet - 132 BHP / 180 PS Euro 6 - 6-speed manual transmission	20 kg	-	-	o	o	o	o	-	o	o
Fiat Ducato 3.500 kg - 2.2 Multijet - 132 BHP / 180 PS Euro 6 - 9-speed automatic transmission	55 kg	-	o	o	o	o	o	o	o	o
Traction+	0,5 kg	o	o	o	o	o	o	•	•	•
16" alloy wheels black matt <sup>10)</sup>	10 kg	o	o	o	o	o	o	o	o	o
90l fuel tank	13,5 kg	o	o	o	o	o	o	o	o	o
Multifunction steering wheel	0,4 kg	o	o	o	o	o	o	o	o	o
Full Digital Cluster (Only in conjunction with multifunction steering wheel)	0,3 kg	o	o	o	o	o	o	o	o	o
Automatic air conditioning incl. mobile phone charger (inductive)	0 kg	o	o	o	o	o	o	o	o	o
 <b>WEIGHT INCREASE</b>										
Weight increase to 3,65 t (no chassis modification)*	0 kg	o	o	o	o	o	o	o	o	o
Fiat Ducato Maxi Chassis 4.400 kg - 2.2 Multijet - 132 BHP / 180 PS Euro 6D - 6-speed manual transmission*	60 kg	-	-	-	o	o	-	-	o	o
Fiat Ducato Maxi Chassis 4.400 kg - 2.2 Multijet - 132 BHP / 180 PS Euro 6 - 9-speed automatic transmission*	55 kg	-	-	-	o	o	-	-	o	o
 <b>CONVERSION</b>										
Two rear corner steadies	6 kg	o	o	o	o	o	o	o	o	o
Insulated waste water tank	8 kg	o	o	o	o	o	o	o	o	o
 <b>COMFORT</b>										
Bed conversion for seating area <sup>10)</sup>	5 kg	-	-	o	o	o	•	-	o	•
Pull-down bed with Klima-Plux elements	44 kg	-	o	o	o	o	o	•	•	•
5th seat on side bench with seat belt <sup>14)</sup>	15 kg	-	-	o	o	-	-	-	o	o
Carpet	5 kg	o	o	o	o	o	o	o	o	o
Wooden duckboard for the shower tray	2 kg	o	o	o	o	o	o	o	o	o
Foldable window blinds	7,5 kg	o	o	o	o	o	o	•	•	•
 <b>INSTALLATIONS</b>										
Floor heating electric in living area	6 kg	o	o	o	o	o	o	o	o	o
Pre-cabling solar system	2 kg	o	o	o	o	o	o	o	o	o
12V TV pre-cabling incl. flat screen holder	3 kg	o	o	o	o	o	o	o	o	o
Heating Combi 6 E (with el. heating element) incl. digital control panel	2 kg	o	o	o	o	o	o	o	o	o
Second AGM leisure battery 95 Ah	27 kg	o	o	o	o	o	o	o	o	o
Oven in kitchen (only in conjunction with 156 l fridge)	12 kg	o	o	o	o	o	o	o	o	o
 <b>PACKS</b>										
Style Pack 2	0 kg	o	o	o	o	o	o	-	-	-
Safety Pack <sup>10)</sup>	0,5 kg	o	o	o	o	o	o	-	-	-

o Optional / - Not available / • Standard



\*INFO

The factory installation of optional equipment increases the actual mass of the vehicle and reduces the pay-mass. The additional weight indicated for packages and optional equipment shows the additional weight compared to the standard equipment of the respective model or layout.

The total weight of the selected optional equipment must not exceed the manufacturer-specified mass for optional equipment shown in the model overviews.

This is a calculated value for each type and layout that Sunlight uses to determine the maximum weight available for factory-fitted optional equipment. Detailed information and explanations on the subject of weight can be found in the Legal information section.



# Packages

## Low Profiles

### BASIC PACK

+ 15,3 kg\*

- Bridge Light
- Comfort entrance door with window
- Flyscreen door (one-piece)
- Panoramic roof light over kitchen area
- Clear glass roof light 40 x 40
- Pre-cabing reversing camera

**Included in the Adventure Edition**

### STYLE 1

+ 0 kg\*

- Leather steering wheel and gear knob in leather trim
- Air outlets with applications silver (Techno-Trim)
- Radiator grill in glossy black
- Skid Plate Black
- LED daytime running lights
- Headlights with black frame

**Included in the Adventure Edition**

### STYLE 2

+ 0 kg\*

- Leather steering wheel and gear knob in leather trim
- Air outlets with applications silver (Techno-Trim)
- Radiator grill in glossy black
- Skid Plate Black
- Full LED Headlamps incl. wiping indicators and LED daytime running lights

### SAFETY

+ 0,5 kg\*

- Full Brake Control with Pedestrian Detection
- Lane Control
- Rain and Dusk Sensor
- Traffic Sign and High Beam Recognition

# Packages

## A-Class

### BASIC

+ 15,3 kg\*

- Bridge Light
- Comfort entrance door with window
- Flyscreen door (one-piece)
- Pre-cabing reversing camera
- Panoramic roof light over lounging area
- Clear glass roof light 40 x 40
- Clear glass roof light 40 x 40 (above pull-down bed)

**Included in the Adventure Edition**

### STYLE

+ 0 kg\*

- Leather steering wheel and gear knob in leather trim
- Air outlets with applications silver (Techno-Trim)
- Design Intakes

**Included in the Adventure Edition**

- 1) For low-profile models.
- 2) Except T 58
- 3) For I 69L, T 69LC.
- 4) Except T 58, I 69L, T 69LC
- 5) For A Class models
- 6) The water ingress warranty conditions of Sunlight GmbH apply.
- 7) For T 68, I 68, I 69L.
- 8) For T 58, T 67S, T 67, I 67S
- 9) Except T 67S, I 67S
- 10) For T 67S, T 67, I 67S
- 11) in T 58
- 12) For T 68, T 68C, T 69LC, I 68, I 69L
- 13) Not in conjunction with Maxi Chassis and/or automatic.
- 14) When ordering the option "5th seat on side bench with safety belt", the interior storage space flap is not applicable. An optional 5th seat should be taken into account as a regular seat when calculating the minimum payload and passenger mass. To obtain a 5th seat, it must be ensured that the minimum payload is maintained and all other legal mass values are observed. For detailed information, please contact our trading partners.
- 15) Not for A Class models



\*INFO

The factory installation of optional equipment increases the actual mass of the vehicle and reduces the pay-mass. The additional weight indicated for packages and optional equipment shows the additional weight compared to the standard equipment of the respective model or layout.

The total weight of the selected optional equipment must not exceed the manufacturer-specified mass for optional equipment shown in the model overviews.

This is a calculated value for each type and layout that Sunlight uses to determine the maximum weight available for factory-fitted optional equipment. Detailed information and explanations on the subject of weight can be found in the Legal information section.



\*INFO




The factory installation of optional equipment increases the actual mass of the vehicle and reduces the pay-mass. The additional weight indicated for packages and optional equipment shows the additional weight compared to the standard equipment of the respective model or layout.

The total weight of the selected optional equipment must not exceed the manufacturer-specified mass for optional equipment shown in the model overviews.

This is a calculated value for each type and layout that Sunlight uses to determine the maximum weight available for factory-fitted optional equipment. Detailed information and explanations on the subject of weight can be found in the Legal information section.




# Models Overview

## Low Profiles

	T 58	T 67S	T 67
			
Permitted seats (including driver)*	4	4	4–5 <sup>OPT</sup>
Berths	2–3 <sup>OPT</sup>	2–4 <sup>OPT</sup>	2–5 <sup>OPT</sup>
Length / Width / Height (cm)	595 / 232 / 290	696 / 232 / 290	729 / 232 / 290
Headroom in living area (cm)	195	210	210
Standard chassis	Fiat Ducato	Fiat Ducato	Fiat Ducato
Standard engine	2.2 Multijet	2.2 Multijet	2.2 Multijet
kW (hp)	103 (140)	103 (140)	103 (140)
Mass in running order* (kg)	2729 (2593–2865)*	2793 (2653–2933)*	2855 (2712–2998)*
Manufacturer-specified mass for optional equipment* (kg)	431	356	286
Technically permissible maximum laden mass* (kg)	3500	3500	3500
Technically permissible towing weight 12 % braked (unbraked) (kg)	2000 (750)	2000 (750)	2000 (750)
Tire size	215/70 R 15 CP	215/70 R 15 CP	215/70 R 15 CP
Wheelbase (cm)	345	380	404
Bed size overcab / pull-down bed (cm)	–	195 × 140–110 <sup>OPT</sup>	195 × 140–110 <sup>OPT</sup>
Bed dimension: Central / middle bed, L x W (cm)	–	–	210 × 100 <sup>OPT</sup>
Bed dimension: Rear bed, L x W (cm)	200 × 135–115	190 × 80 200 × 80 210 × 159 <sup>OPT</sup>	205 × 80 210 × 80 210 × 168 <sup>OPT</sup>
Refrigerator volume incl. freezer (l)	78 (11)	98 (14) 156 (29) <sup>OPT</sup>	98 (14) 156 (29) <sup>OPT</sup>
Heating type	Combi 6 Gas	Combi 6 Gas	Combi 6 Gas
Total fresh water tank capacity / fresh water tank when driving filled (l)	122 / 20	122 / 20	122 / 20
Waste water tank (l)	92	92	92
Sockets: 230 V	5	4	4
Sockets: USB	4	4	4
Inner dimensions storage locker right/left W x H (cm)	65 × 75	95 × 110 75 × 80 <sup>OPT</sup>	95 × 110 75 × 80 <sup>OPT</sup>
Storage space for two gas cylinders with filling weight (kg)	2 × 11	2 × 11	2 × 11

[to Website](#)
[to Website](#)
[to Website](#)

<sup>OPT</sup> Optional / – Not possible / Δ Not known at time of publication

	T 68	T 68C	T 69LC
			
Permitted seats (including driver)*	4–5 <sup>OPT</sup>	4	4
Berths	2–5 <sup>OPT</sup>	2–5 <sup>OPT</sup>	2–5 <sup>OPT</sup>
Length / Width / Height (cm)	740 / 232 / 290	740 / 232 / 290	740 / 232 / 290
Headroom in living area (cm)	210	210	210
Standard chassis	Fiat Ducato	Fiat Ducato	Fiat Ducato
Standard engine	2.2 Multijet	2.2 Multijet	2.2 Multijet
kW (hp)	103 (140)	103 (140)	103 (140)
Mass in running order* (kg)	2901 (2756–3046)*	2912 (2766–3058)*	2913 (2767–3059)*
Manufacturer-specified mass for optional equipment* (kg)	241	228	225
Technically permissible maximum laden mass* (kg)	3500	3500	3500
Technically permissible towing weight 12 % braked (unbraked) (kg)	2000 (750)	2000 (750)	2000 (750)
Tire size	215/70 R 15 CP	215/70 R 15 CP	215/70 R 15 CP
Wheelbase (cm)	404	404	404
Bed size overcab / pull-down bed (cm)	195 × 140–110 <sup>OPT</sup>	195 × 140–110 <sup>OPT</sup>	195 × 140–110 <sup>OPT</sup>
Bed dimension: Central / middle bed, L x W (cm)	210 × 65 <sup>OPT</sup>	210 × 93 <sup>OPT</sup>	210 × 93 <sup>OPT</sup>
Bed dimension: Rear bed, L x W (cm)	210 × 80 215 × 80 210 × 168 <sup>OPT</sup>	2 × 200 × 80 210 × 168 <sup>OPT</sup>	195 × 150
Refrigerator volume incl. freezer (l)	98 (14) 156 (29) <sup>OPT</sup>	98 (14) 156 (29) <sup>OPT</sup>	98 (14) 156 (29) <sup>OPT</sup>
Heating type	Combi 6 Gas	Combi 6 Gas	Combi 6 Gas
Total fresh water tank capacity / fresh water tank when driving filled (l)	122 / 20	122 / 20	122 / 20
Waste water tank (l)	92	92	92
Sockets: 230 V	5	5	5
Sockets: USB	4	4	4
Inner dimensions storage locker right/left W x H (cm)	95 × 110 75 × 80 <sup>OPT</sup>	105 × 90 75 × 80 <sup>OPT</sup>	105 × 90 65 × 90
Storage space for two gas cylinders with filling weight (kg)	2 × 11	2 × 11	2 × 11

[to Website](#)
[to Website](#)
[to Website](#)

<sup>OPT</sup> Optional / – Not possible / Δ Not known at time of publication



\*INFO

The specified mass in running order is a default value defined in the type-approval procedure. Due to manufacturing tolerances, the actual weighed mass in running order may deviate from the value stated above. Deviations of up to ± 5 % of the mass in running order are legally permissible and possible. The permissible range in kilograms is given in brackets after the mass in running order.

The manufacturer-specified mass for optional equipment is a calculated value for each type and layout that Sunlight uses to determine the maximum weight available for factory-fitted optional equipment. The limitation of optional equipment is intended to ensure that the minimum pay-mass, i.e. the legally prescribed free mass for baggage and retrofitted accessories, is actually available for the vehicle load capacity of the vehicles delivered by Sunlight.

The real weight of your vehicle ex works can only be determined when it is weighed at the end of the line. If, in exceptional cases, the weighing shows that the actual load capacity falls below the minimum pay-mass despite limiting the optional equipment due to a permissible weight deviation, we will check together with your trade partner and you whether we should, for example, increase the load capacity of the vehicle, reduce the number of seats or remove optional equipment before delivering the vehicle.

The technically permissible maximum laden mass of the vehicle and the technically permissible maximum mass on the axle must not be exceeded. Detailed information & explanations on the subject of weight and the configuration of the vehicle can be found in the section Legal information.



\*INFO

The specified mass in running order is a default value defined in the type-approval procedure. Due to manufacturing tolerances, the actual weighed mass in running order may deviate from the value stated above. Deviations of up to ± 5 % of the mass in running order are legally permissible and possible. The permissible range in kilograms is given in brackets after the mass in running order.

The manufacturer-specified mass for optional equipment is a calculated value for each type and layout that Sunlight uses to determine the maximum weight available for factory-fitted optional equipment. The limitation of optional equipment is intended to ensure that the minimum pay-mass, i.e. the legally prescribed free mass for baggage and retrofitted accessories, is actually available for the vehicle load capacity of the vehicles delivered by Sunlight.




The real weight of your vehicle ex works can only be determined when it is weighed at the end of the line. If, in exceptional cases, the weighing shows that the actual load capacity falls below the minimum pay-mass despite limiting the optional equipment due to a permissible weight deviation, we will check together with your trade partner and you whether we should, for example, increase the load capacity of the vehicle, reduce the number of seats or remove optional equipment before delivering the vehicle.

The technically permissible maximum laden mass of the vehicle and the technically permissible maximum mass on the axle must not be exceeded. Detailed information & explanations on the subject of weight and the configuration of the vehicle can be found in the section Legal information.



# Models Overview




## A Class

	I 67 S	I 68	I 69 L
			
Permitted seats (including driver)*	4	4–5 <sup>OPT</sup>	4–5 <sup>OPT</sup>
Berths	4	4–5 <sup>OPT</sup>	4–5 <sup>OPT</sup>
Length / Width / Height (cm)	698 / 232 / 290	741 / 232 / 290	741 / 232 / 290
Headroom in living area (cm)	210	210	210
Standard chassis	Fiat Ducato	Fiat Ducato	Fiat Ducato
Standard engine	2.2 Multijet	2.2 Multijet	2.2 Multijet
kW (hp)	103 (140)	103 (140)	103 (140)
Mass in running order* (kg)	2885 (2741–3029)*	2946 (2799–3093)*	2984 (2835–3133)*
Manufacturer-specified mass for optional equipment* (kg)	259	190	154
Technically permissible maximum laden mass* (kg)	3500	3500	3500
Technically permissible towing weight 12 % braked (unbraked) (kg)	2000 (750)	2000 (750)	2000 (750)
Tire size	215/70 R 15 CP	215/70 R 15 CP	215/70 R 15 CP
Wheelbase (cm)	380	404	404
Bed size overcab / pull-down bed (cm)	200 × 150	200 × 150	200 × 150
Bed dimension: Central / middle bed, L x W (cm)	–	210 × 65 <sup>OPT</sup>	210 × 65 <sup>OPT</sup>
Bed dimension: Rear bed, L x W (cm)	90 × 80 200 × 80 210 × 159 <sup>OPT</sup>	210 × 80 215 × 80 210 × 168 <sup>OPT</sup>	195 × 150
Refrigerator volume incl. freezer (l)	98 (14) 156 (29) <sup>OPT</sup>	98 (14) 156 (29) <sup>OPT</sup>	98 (14) 156 (29) <sup>OPT</sup>
Heating type	Combi 6 Gas	Combi 6 Gas	Combi 6 Gas
Total fresh water tank capacity / fresh water tank when driving filled (l)	122 / 20	122 / 20	122 / 20
Waste water tank (l)	92	92	92
Sockets: 230 V	4	5	5
Sockets: USB	4	4	4
Inner dimensions storage locker right/left W x H (cm)	95 × 110 75 × 80 <sup>OPT</sup>	95 × 110 75 × 80 <sup>OPT</sup>	105 × 90 65 × 90
Storage space for two gas cylinders with filling weight (kg)	2 × 11	2 × 11	2 × 11

[to Website](#)
[to Website](#)
[to Website](#)

<sup>OPT</sup> Optional / – Not possible / Δ Not known at time of publication

## Coachbuilts

	A 60	A 68	A 70
			
Permitted seats (including driver)*	4	4–6 <sup>OPT</sup>	4–6 <sup>OPT</sup>
Berths	4	6	6
Length / Width / Height (cm)	595 / 232 / 314	660 / 232 / 314	725 / 232 / 314
Headroom in living area (cm)	195	195	195
Standard chassis	Fiat Ducato	Fiat Ducato	Fiat Ducato
Standard engine	2.2 Multijet	2.2 Multijet	2.2 Multijet
kW (hp)	103 (140)	103 (140)	103 (140)
Mass in running order* (kg)	2836 (2694–2978)*	2936 (2789–3083)*	3006 (2856–3156)*
Manufacturer-specified mass for optional equipment* (kg)	329	219	139
Technically permissible maximum laden mass* (kg)	3500	3500	3500
Technically permissible towing weight 12 % braked (unbraked) (kg)	2000 (750)	2000 (750)	2000 (750)
Tire size	215/70 R 15 CP	215/70 R 15 CP	215/70 R 15 CP
Wheelbase (cm)	345	380	404
Bed size overcab / pull-down bed (cm)	210 × 160	210 × 160	210 × 160
Bed dimension: Central / middle bed, L x W (cm)	–	175 × 100	185 × 100
Bed dimension: Rear bed, L x W (cm)	210 × 140–130	210 × 85 205 × 80	210 × 150–135
Refrigerator volume incl. freezer (l)	78 (11)	156 (29)	156 (29)
Heating type	Combi 6 Gas	Combi 6 Gas	Combi 6 Gas
Total fresh water tank capacity / fresh water tank when driving filled (l)	122 / 20	122 / 20	122 / 20
Waste water tank (l)	92	92	92
Sockets: 230 V	4	4 <sup>OPT</sup>	4
Sockets: USB	4	2	4
Inner dimensions storage locker right/left W x H (cm)	65 × 110 45 × 70 <sup>OPT</sup>	65 × 120 60 × 100 <sup>OPT</sup>	105 × 120 105 × 80 <sup>OPT</sup>
Storage space for two gas cylinders with filling weight (kg)	2 × 11	2 × 11	2 × 11

[to Website](#)
[to Website](#)
[to Website](#)

<sup>OPT</sup> Optional / – Not possible / Δ Not known at time of publication



\*INFO

The specified mass in running order is a default value defined in the type-approval procedure. Due to manufacturing tolerances, the actual weighed mass in running order may deviate from the value stated above. Deviations of up to ± 5 % of the mass in running order are legally permissible and possible. The permissible range in kilograms is given in brackets after the mass in running order.

The manufacturer-specified mass for optional equipment is a calculated value for each type and layout that Sunlight uses to determine the maximum weight available for factory-fitted optional equipment. The limitation of optional equipment is intended to ensure that the minimum pay-mass, i.e. the legally prescribed free mass for baggage and retrofitted accessories, is actually available for the vehicle load capacity of the vehicles delivered by Sunlight.

The real weight of your vehicle ex works can only be determined when it is weighed at the end of the line. If, in exceptional cases, the weighing shows that the actual load capacity falls below the minimum pay-mass despite limiting the optional equipment due to a permissible weight deviation, we will check together with your trade partner and you whether we should, for example, increase the load capacity of the vehicle, reduce the number of seats or remove optional equipment before delivering the vehicle.

The technically permissible maximum laden mass of the vehicle and the technically permissible maximum mass on the axle must not be exceeded. Detailed information & explanations on the subject of weight and the configuration of the vehicle can be found in the section Legal information.



\*INFO

The specified mass in running order is a default value defined in the type-approval procedure. Due to manufacturing tolerances, the actual weighed mass in running order may deviate from the value stated above. Deviations of up to ± 5 % of the mass in running order are legally permissible and possible. The permissible range in kilograms is given in brackets after the mass in running order.

The manufacturer-specified mass for optional equipment is a calculated value for each type and layout that Sunlight uses to determine the maximum weight available for factory-fitted optional equipment. The limitation of optional equipment is intended to ensure that the minimum pay-mass, i.e. the legally prescribed free mass for baggage and retrofitted accessories, is actually available for the vehicle load capacity of the vehicles delivered by Sunlight.

The real weight of your vehicle ex works can only be determined when it is weighed at the end of the line. If, in exceptional cases, the weighing shows that the actual load capacity falls below the minimum pay-mass despite limiting the optional equipment due to a permissible weight deviation, we will check together with your trade partner and you whether we should, for example, increase the load capacity of the vehicle, reduce the number of seats or remove optional equipment before delivering the vehicle.

The technically permissible maximum laden mass of the vehicle and the technically permissible maximum mass on the axle must not be exceeded. Detailed information & explanations on the subject of weight and the configuration of the vehicle can be found in the section Legal information.

# Standard equipment

## BASIC VEHICLE



- Fiat Ducato 3.500 kg - 2.2 Multijet - 103 kW / 140 BHP Euro 6 - 6-speed manual gearbox
- Eco Pack Start & Stop function incl. booster
- Cruise control
- Manual cab air conditioning
- Wide-track chassis
- Front Wheel Drive
- Painted bumper<sup>1)</sup>
- Daytime running lights, integrated in headlights
- Driver and Passenger airbag
- ABS, EBD, ESP incl. ABS and hillholder
- Electric operated cab windows and central locking<sup>1)</sup>
- Electric and heated mirrors<sup>1)</sup>
- Fix & Go breakdown kit
- Central cup holder
- Comfortable driving experience with rear and front axle stabilizers
- Disc brakes, heat convection, tachometer, power steering, immobiliser, 3-point seat belt
- Fiat steel rims 15" including wheel trims
- USB port
- Captain chairs with covers<sup>1)</sup>
- Driver and passenger seats with armrests & upholstered covers
- Driver and passenger seats swivel<sup>18)</sup>
- 75l fuel tank
- Height and rake adjustment for driver and passenger seat
- Radio aerial integrated in mirror<sup>1)</sup>
- Radio pre-wiring including speakers<sup>1)</sup>
- Panoramic laminated glass windshield all-round<sup>21)</sup>
- Low vibration, electrical and heated cab mirrors in coach optic with wide angle<sup>21)</sup>
- Driver's cab door left<sup>21)</sup>
- Pilote seats with covers<sup>21)</sup>
- Radio pre-wiring with loudspeakers and roof antenna<sup>21)</sup>

## CONVERSION



- 77-year water ingress warranty<sup>2)</sup>
- GRP (glass fibre reinforced plastic) roof and rear wall
- Aluminium sidewalls
- Roof and sidewall thickness: 34mm, floor thickness: 41mm
- Design rear light carrier in three parts with full-LED lights
- High quality entrance door with ergonomic handle inside and outside
- Double glazed hinged window with cassette blinds and flyscreens (except for bathroom)
- Roof light with frosted perspex glass and flyscreen
- Electric entrance step<sup>1)</sup>
- Large rear garage with lowered frame, lashing rings and interior lighting (depending on model)
- Splash water seals for the exterior storage locker and doors
- Payload in garage up to 150 kg
- Cab blinds for best insulation and privacy shield<sup>21)</sup>
- Coupé entrance<sup>21)</sup>

## COMFORT



- Ergonomically shaped upholstery for improved seat comfort
- Isofix for 2 seats
- L-shape lounge with free-standing and rotating table<sup>3)</sup>
- Table extension<sup>4)</sup>
- High-quality mattress in all beds
- Mattress cover removable and washable
- Wooden slatted frame in all fixed-beds for better sleeping comfort
- Safety net on overcab beds, bunk beds and on pull-down beds (depending on model)
- Spacious storage compartments and storage options
- Ventilation for storage locker and seat backrest
- Mirror with indirect lighting and coat hooks
- Furniture Decor Black Flow, Dyna White und Active Grey
- Floor Mountain Lodge
- Overcab with side window on the right, hot air nozzles, 72cm headroom and 210 x 160 cm bed size<sup>19)</sup>
- Sliding overcab bed for an improved access to the cab<sup>19)</sup>
- Safety Pack: 2 headrests and 2 lap belts on bench against direction of travel (Persons permitted depending on vehicle weight)\*
- Pull-down bed with Clima-Plus elements as standard on A-Class models

## INSTALLATIONS



- Overhead locker with integrated LED light
- High-performance, maintenance-free leisure battery (95 Ah AGM)
- Bord-control-panel supplies information about filling levels and battery capacity
- Automatic switching and separating systems for starter and leisure battery as well as for refrigerator
- Electric charger for leisure and vehicle battery 12 V / 18 A
- CEE 230 V external socket with safety device
- Residual Current Device (RCD)
- LED-Awning light
- LED interior light
- 4 x USB Socket (layout depending)

## HEATING / GAS SUPPLY



- Combi 6 gas heating with integrated 10 l boiler
- Gas control valves easily accessible and centrally arranged
- Gas bottle locker for 2 x 11 kg gas bottles

## KITCHEN



- Ergonomically arranged kitchen with spacious work top
- Large drawers with soft-close in the kitchen unit
- Large, round kitchen sink in stainless steel
- Water tank incl. boiler 122 l, waste water tank 92 l
- Fridge 98 l with freezer compartment 14 l<sup>5)</sup>
- Fridge 78 l with freezer compartment 11 l<sup>6)</sup>
- LED light-band
- Waste bin
- Flexible railing system with two hooks<sup>7)</sup>
- Two-flame cooker with 12 V ignition and glass cover

## BATHROOM



- Variobath<sup>8)</sup>
- Spacious bathroom with separate shower on the opposite side<sup>9)</sup>
- Bathroom with bench toilet and integrated shower cubicle<sup>10)</sup>
- Swivel cassette toilet with electric flush<sup>11)</sup>
- Roof vent with integrated flyscreen blind (depending on model)
- Large mirrors
- Clothes rail in bathroom
- Flexible railing system with two hooks<sup>12)</sup>
- Shower cubicle lining
- Bathroom with separate shower<sup>20)</sup>

## SOFT FURNISHING








- Green Trail
- Performance Grey





# Optional extras

 <b>BASIC VEHICLE</b>	Additional weight*	T 58	T 67S	T 67	T 68	T 68C	T 69LC	I 67S	I 68	I 69L
Fiat Ducato 3.500 kg 2.2 Multijet - 103 kW / 140 BHP Euro 6 - 9-speed automatic gearbox	55	o	o	o	o	o	o	o	o	o
Fiat Ducato 3.500 kg - 2.2 Multijet - 132 BHP / 180 PS Euro 6 - 6-speed manual transmission	20	-	-	o	o	o	o	-	o	o
Fiat Ducato 3.500 kg - 2.2 Multijet - 132 BHP / 180 PS Euro 6 - 9-speed automatic transmission	55	-	o	o	o	o	o	o	o	o
Traction+	0,5	o	o	o	o	o	o	*	*	*
FIAT 16" steel rims (for light chassis) with Fiat wheel trims	10	o	o	o	o	o	o	o	o	o
FIAT original 16" alloy wheels for Light Chassis	8	o	o	o	o	o	o	o	o	o
FIAT original 16" alloy wheels for Maxi-Chassis*	0	-	-	-	o	o	-	-	o	o
90l fuel tank	13,5	o	o	o	o	o	o	o	o	o
Multifunction steering wheel	0,4	o	o	o	o	o	o	o	o	o
Full Digital Cluster (Only in conjunction with multifunction steering wheel)	0,3	o	o	o	o	o	o	o	o	o
Automatic air conditioning incl. mobile phone charger (inductive)	0	o	o	o	o	o	o	o	o	o
 <b>WEIGHT INCREASE</b>										
Weight increase to 3,65 t (no chassis modification)*	0	o	o	o	o	o	o	o	o	o
Fiat Ducato Maxi Chassis 4.400 kg - 2.2 Multijet - 132 BHP / 180 PS Euro 6D - 6-speed manual transmission*	60	-	-	-	o	o	-	-	o	o
Fiat Ducato Maxi Chassis 4.400 kg - 2.2 Multijet - 132 BHP / 180 PS Euro 6 - 9-speed automatic transmission*	55	-	-	-	o	o	-	-	o	o
 <b>CONVERSION</b>										
Insulated waste water tank	8	o	o	o	o	o	o	o	o	o
2nd external storage door (size depends on layout) <sup>17)</sup>	3	-	o	o	o	o	*	o	o	*
Cab sunroof	7	o	o	o	o	o	o	-	-	-
Framed windows	5	o	o	o	o	o	o	o	o	o
High-level rear light cluster	4	o	o	o	o	o	o	o	o	o
Two rear corner steadies	6	o	o	o	o	o	o	o	o	o
 <b>COMFORT</b>										
Bed conversion single to double bed	5	-	o	o	o	o	-	o	o	-
Bed conversion for seating area <sup>20)</sup>	5	-	-	o	o	o	o	-	o	o
Pull-down bed with Clima-Plux elements	44	-	o	o	o	o	o	*	*	*
5th seat on side bench with seat belt* <sup>18)</sup>	15	-	-	o	o	-	-	-	o	o
Wooden duckboard for the shower tray	2	o	o	o	o	o	o	o	o	o
Carpet	5	o	o	o	o	o	o	o	o	o
Foldable window blinds	7,5	o	o	o	o	o	o	*	*	*
 <b>INSTALLATIONS</b>										
12V TV pre-cabling incl. flat screen holder	3	o	o	o	o	o	o	o	o	o
Oven in kitchen (only in conjunction with 156l fridge) <sup>14)</sup>	12	o	o	o	o	o	o	o	o	o
Pre-cabling solar system	2	o	o	o	o	o	o	o	o	o
Floor heating electric in living area	6	o	o	o	o	o	o	o	o	o
Heating Combi 6 E (with el. heating element) incl. digital control panel	2	o	o	o	o	o	o	o	o	o
Second AGM leisure battery 95 Ah	27	o	o	o	o	o	o	o	o	o
Large 156 l fridge with separate 29 l freezer compartment	13	-	o	o	o	o	o	o	o	o
 <b>PACKS</b>										
Basic Pack <sup>16)</sup>	15,3	o	o	o	o	o	o	-	-	-
Style Pack 1	0	o	o	o	o	o	o	-	-	-
Style Pack 2	0	o	o	o	o	o	o	-	-	-
Safety Pack <sup>19)</sup>	0,5	o	o	o	o	o	o	-	-	-
Basic Pack A-Class	15,3	-	-	-	-	-	-	o	o	o
Style Pack A-Class	0	-	-	-	-	-	-	o	o	o

o Optional / - Not available / • Standard

# Equipment Coachbuilds

**Best value for money**

[sunlight.de/en-int](http://sunlight.de/en-int)

- Fiat Ducato 3.500 kg - 2.2 Multijet - 103 kW / 140 BHP Euro 6 - 6-speed manual gearbox
- FIAT original 16" alloy wheels for Light Chassis
- 2nd external storage door (size depends on layout)<sup>17)</sup>
- Bed conversion for seating area<sup>20)</sup>
- Safety Pack: 2 headrests and 2 lap belts on bench against direction of travel (Persons permitted depending on vehicle weight)\*<sup>20)</sup>
- Large 156 l fridge with separate 29 l freezer compartment<sup>20)</sup>
- Basic Pack



The factory installation of optional equipment increases the actual mass of the vehicle and reduces the pay-mass. The additional weight indicated for packages and optional equipment shows the additional weight compared to the standard equipment of the respective model or layout. The total weight of the selected optional equipment must not exceed the manufacturer-specified mass for optional equipment shown in the model overviews.

This is a calculated value for each type and layout that Sunlight uses to determine the maximum weight available for factory-fitted optional equipment. Detailed information and explanations on the subject of weight can be found in the Legal information section.



# Packages

## Low Profiles

### BASIC

+ 15,3 kg\*

- Bridge Light
- Comfort entrance door with window
- Flyscreen door (one-piece)
- Panoramic roof light over kitchen area
- Clear glass roof light 40 x 40
- Pre-cabing reversing camera

### STYLE 1

+ 0 kg\*

- Leather steering wheel and gear knob in leather trim
- Air outlets with applications silver (Techno-Trim)
- Radiator grill in glossy black
- Skid Plate Black
- LED daytime running lights
- Headlights with black frame

### STYLE 2

+ 0 kg\*

- Leather steering wheel and gear knob in leather trim
- Air outlets with applications silver (Techno-Trim)
- Radiator grill in glossy black
- Skid Plate Black
- Full LED Headlamps incl. wiping indicators and LED daytime running lights

### SAFETY

+ 0,5 kg\*

- Full Brake Control with Pedestrian Detection
- Lane Control
- Rain and Dusk Sensor
- Traffic Sign and High Beam Recognition



\*INFO

The factory installation of optional equipment increases the actual mass of the vehicle and reduces the pay-mass. The additional weight indicated for packages and optional equipment shows the additional weight compared to the standard equipment of the respective model or layout.

The total weight of the selected optional equipment must not exceed the manufacturer-specified mass for optional equipment shown in the model overviews. This

is a calculated value for each type and layout that Sunlight uses to determine the maximum weight available for factory-fitted optional equipment. Detailed information and explanations on the subject of weight can be found in the Legal information section.

# Packages

## A-Class

### BASIC

+ 15,3 kg\*

- Bridge Light
- Comfort entrance door with window
- Flyscreen door (one-piece)
- Pre-cabing reversing camera
- Panoramic roof light over lounging area
- Clear glass roof light 40 x 40
- Clear glass roof light 40 x 40 (above pull-down bed)

### STYLE

+ 0 kg\*

- Leather steering wheel and gear knob in leather trim
- Air outlets with applications silver (Techno-Trim)
- Design Intakes

1) For low-profile and overcab.

2) The water ingress warranty conditions of Sunlight GmbH apply.

3) for T 68, I 68, I 69L

4) Except T 68, T 68C, T 69LC, I 68, I 69L, A 68, A 70.

5) Except T 58, A 60.

6) For T 58 and A 60.

7) Except T 67S, I 67S

8) in A 60, T 67, T 67S and I 67S

9) in T 68, T 68C, T 69LC, I 68 and I 69L

10) in T 58

11) Except T 58

12) Except T 67S, T 67, I 67S, A 60, A 68, A 70.

13) When ordering the option "5th seat on side bench with safety belt", the interior storage space flap is not applicable. An optional 5th seat should be taken into account as a regular seat when calculating the minimum payload and passenger mass. To obtain a 5th seat, it must be ensured that the minimum payload is maintained and all other legal mass values are observed. For detailed information, please contact our trading partners.

14) Except A60 and T 58.

15) Panoramic roof light over lounge area on T 58.

16) Not for A Class models

17) Lower window will be omitted on A 68.

18) Except A 68, A 70.

19) For Overcab models.

20) in A 68, A70

21) for A Class models

22) When ordering the option bed conversion of the seating area in the integrated unit the bed entrance is via the side bench.



\*INFO

The factory installation of optional equipment increases the actual mass of the vehicle and reduces the pay-mass. The additional weight indicated for packages and optional equipment shows the additional weight compared to the standard equipment of the respective model or layout.

The total weight of the selected optional equipment must not exceed the manufacturer-specified mass for optional equipment shown in the model overviews. This

is a calculated value for each type and layout that Sunlight uses to determine the maximum weight available for factory-fitted optional equipment. Detailed information and explanations on the subject of weight can be found in the Legal information section.

# Legal notices regarding weight-related information

The weight specifications and tests for motorhomes are uniformly regulated throughout the EU in EU Implementing Regulation No. 2021/535 (until June 2022: EU Implementing Regulation No. 1230/2012). We have summarised and explained the key terms and legal requirements from this regulation for you below. Our dealers and the Sunlight configurator on our website offer you additional assistance in configuring your vehicle.

## 1. Technically permissible maximum laden mass

The technically permissible maximum laden mass of the vehicle (e.g. 3,500 kg) is a mass specification set by the manufacturer which the vehicle must not exceed. Information on the technically permissible maximum laden mass of the model you have chosen can be found in the technical data. If the vehicle exceeds the technically permissible maximum laden mass in everyday driving, this constitutes an administrative offence which may result in a fine.

## 2. Mass in running order

In simple terms, the mass in running order is the basic vehicle with standard equipment plus a legally fixed standard weight of 75 kg for the driver. This essentially includes the following items:

- the unladen weight of the vehicle together with the bodywork, including operating fluids such as greases, oils and coolants;
- the standard equipment, i.e. all equipment items that are included as standard in the factory-fitted scope of delivery;
- the fresh water tank filled to 100 % in driving mode (driving fill according to manufacturer's specifications; 20 litres) and an aluminium gas cylinder filled to 100 % with a weight of 16 kg;
- the fuel tank, which is 90 % full, including fuel;
- the driver, whose weight – regardless of the actual weight – is generally specified as 75 kg in accordance with EU law.

Information on the mass in running order can be found for each model in our sales documents. It is important to note that the value for mass in running order given in the sales documents is a default value determined in the type-approval procedure and verified by the authorities. It is legally permissible and possible for the mass in running order of the vehicle delivered to you to deviate from the nominal value stated in the sales documents. The legally permissible tolerance is  $\pm 5\%$ . In this way, the EU legislator accounts for the fact that certain fluctuations in the mass in running order occur due to variations in the weight of supplied parts as well as due to processes and weather conditions.

These weight deviations can be illustrated by means of an example calculation:

- Mass in running order acc. to sales documents: 2,850 kg
- Legally permissible tolerance of  $\pm 5\%$ : 142.50 kg
- Legally permissible range of mass in running order: 2,707.50 kg to 2,992.50 kg

The specific range of permissible weight deviations can be found for each model in the technical data. Sunlight makes great efforts to reduce weight variations to the minimum that is unavoidable for production reasons. Deviations at the upper and lower end of the range are therefore very rare; however, they cannot be completely ruled out technically, even with all optimisations. The real weight of the vehicle and compliance with the permissible tolerance is therefore checked by Sunlight by weighing each vehicle at the end of the line.

## 3. Mass of the passengers

The mass of the passengers is set a standard value of 75 kg for each seat provided by the manufacturer, regardless of the actual weight of the passengers. The mass of the driver is already included in the mass in running order (see no. 2 above) and is therefore not included again. In the case of a motorhome with four permitted seats, the mass of the passengers is therefore  $3 * 75 \text{ kg} = 225 \text{ kg}$ .

## 4. Optional equipment and actual mass of the vehicle

Optional equipment (also: additional equipment) includes, according to the legal definition, all optional equipment parts not included in the standard equipment which are fitted to the vehicle under the responsibility of the manufacturer – i.e. ex works – and can be ordered by the customer (e.g. awning, bicycle or motorbike carrier, satellite system, solar system, oven, etc.). Information on the individual or package weights of the optional equipment that can be ordered can be found in our sales documents. Optional equipment in this sense does not include other accessories that are retrofitted by the dealer or you personally after the vehicle has been delivered ex works. The mass of the vehicle in running order (see no. 2 above) and the mass of the optional equipment fitted to a specific vehicle at the factory are together referred to as the actual mass. You will find the corresponding information for your vehicle after handover under item 13.2 of the Certificate of Conformity (CoC). Please note that this specification also represents a standardised value. Since the mass in running order – as an element of the actual mass – is subject to a legally permissible tolerance of  $\pm 5\%$  (see no. 2), the actual mass may also deviate accordingly from the stated nominal value.

## 5. Pay-mass and minimum pay-mass

The installation of optional equipment is also subject to technical and legal limits: Only so much optional equipment can be ordered and fitted at the factory that sufficient free weight remains for baggage and other accessories ("pay-mass") without exceeding the technically permissible maximum laden mass. The pay-mass is calculated by subtracting the mass in running order (nominal value according to sales documents, see no. 2 above), mass of the optional equipment and the mass of the passengers (see no. 3 above) from the technically permissible maximum laden mass (see no. 1 above).

The EU regulations stipulate a fixed minimum pay-mass for motorhomes, which must remain as a minimum for baggage or other non-factory-fitted accessories. This minimum pay-mass is calculated as follows:

Minimum pay-mass in kg  $\geq 10 * (n + L)$

Where: "n" is the maximum number of passengers plus the driver and "L" is the overall length of the vehicle in metres.

For a motorhome with a length of 6 m and 4 approved seats, the minimum pay-mass is therefore e.g.  $10 \text{ kg} * (4 + 6) = 100 \text{ kg}$ .

To ensure that the minimum pay-mass is maintained, there is a maximum combination of optional equipment that can be ordered for each vehicle model. In the above example with a minimum pay-mass of 100 kg, the total mass of optional equipment for a vehicle with four permitted seats and a mass in running order of 2,850 kg should not exceed 325 kg:

	<b>3,500 kg technically permissible maximum laden mass</b>
-	2,850 kg mass in running order
-	3*75 kg mass of the passengers
-	100 kg minimum pay-mass
=	<b>325 kg maximum permissible mass of optional equipment</b>

It is important to note that this calculation is based on the default value for mass in running order as defined in the type-approval procedure, without taking into account the permissible weight deviations for mass in running order (see no. 2 above). If the maximum permissible value for the optional equipment of (in the example) 325 kg is almost or completely exhausted, an upward weight deviation can therefore result in the minimum pay-mass of 100 kg being met mathematically using the default value for the mass in running order, although in fact there is no corresponding load capacity. Here, too, an example calculation for a vehicle with four seats, whose real weighed mass in running order is 2 % above the nominal value:

	<b>3,500 kg technically permissible maximum laden mass</b>
-	2,907 kg real weighed mass in running order (+ 2 % compared to the stated value of 2,850 kg)
-	3*75 kg mass of the passengers
-	325 kg optional equipment (maximum permissible value)
=	<b>43 kg actual load capacity (&lt; minimum pay-mass of 100 kg)</b>

In order to avoid such a situation, Sunlight further reduces the maximum permissible weight of the total optional equipment that can be ordered on a model-specific basis. The limitation of optional equipment is intended to ensure that the minimum pay-mass, i.e. the legally prescribed free mass for baggage and retrofitted accessories, is actually available for the vehicle load capacity of the vehicles delivered by Sunlight.

Since the weight of a specific vehicle can only be determined when it is weighed at the end of the line, in very rare cases a situation may

arise in which the minimum pay-mass at the end of the line is not guaranteed, despite this limitation of optional equipment. In order to guarantee the minimum pay-mass even in these cases, Sunlight will check together with your trade partner and you before delivery of the vehicle whether, for example, the vehicle is loaded up, seats are reduced or optional equipment is removed.

## 6. Effects of tolerances of the mass in running order on the pay-mass

Regardless of the minimum pay-mass, you should note that unavoidable production-related fluctuations in the mass in running order – both upwards and downwards – have a mirror-image effect on the remaining load capacity: If you order our example vehicle (see no. 3. above), for example, with optional equipment with a total weight of 150 kg, the calculated pay-mass based on the default value for the mass in running order is 275 kg. The load capacity actually available may deviate from this value due to tolerances and may be higher or lower. If the mass in running order of your vehicle is, for example, permissibly 2 % higher than stated in the sales documents, the load capacity is reduced from 275 kg to 218 kg:

	<b>3.500 kg technically permissible maximum laden mass</b>
-	2.907 kg real weighed mass in running order (+ 2 % compared to the stated value of 2,850 kg)
-	3*75 kg mass of the passengers
-	150 kg optional equipment ordered for the specific vehicle
=	<b>218 kg actual load capacity</b>

As a precaution to ensure that the calculated pay-mass is actually given, you should therefore take the possible and permissible tolerances for the mass in running order into account when configuring your vehicle.

We also recommend that you weigh the laden motorhome on a non-automatic scale before each journey and, taking the individual weight of the passengers into account, determine whether the technically permissible maximum laden mass and the technically permissible maximum mass on the axle are observed.



International

Made in Germany

**General Information**

Price list for Sunlight Motorhomes version 01/2024, valid from 14.01.2023. All previous price lists become invalid with the issuance of this price list. Prices in EURO may vary across Europe. This is the result of differing standard configurations depending on the country as well as varying VAT and luxury tax rates. Copyright held by Sunlight GmbH. Errors and misprints regarding prices and technical data are possible. We reserve the right to amend prices and technical data. All of the images in this Sunlight catalogue may depict alternative designs or special equipment for which additional costs apply. Deviations in color are possible for technical printing reasons.

**A company of the ERWIN HYMER GROUP**